

# Weekly Bankruptcy Analysis

## February 21-27, 2022

*Written by:*

*Ed Flynn<sup>1</sup>*

*American Bankruptcy Institute; Alexandria, Va.*

Total bankruptcy filings last week were down sharply from the same week last year. Two factors contributed to decrease being larger than normal. The 2022 President's Day Holiday was celebrated last Monday, while it was observed during the prior week during 2021. Also, filings always spike on the last day of the month, and February 26 was the last business day of the month in 2021. However, filings of all types were down by more than half during the week compared to two years ago (just before the onset of the pandemic).

<b>Bankruptcy Filings February 21 - 27, 2022</b>			
<b>Type of Case</b>	<b>Number Filed</b>	<b>Percent Change From Same Week Last Two Years</b>	
	<b>2022</b>	<b>2021</b>	<b>2020</b>
<b>Total</b>	<b>6,960</b>	<b>-31.2%</b>	<b>-54.2%</b>
<b>- Chapter 7</b>	<b>4,207</b>	<b>-42.6%</b>	<b>-56.4%</b>
<b>- Chapter 11</b>	<b>63</b>	<b>-41.7%</b>	<b>-51.9%</b>
<b>- Chapter 13</b>	<b>2,684</b>	<b>0.6%</b>	<b>-50.3%</b>
<b>- Other Cases*</b>	<b>6</b>	<b>-33.3%</b>	<b>-62.5%</b>
<b>* Chapters 9, 12 and 15</b>			

The following charts show recent weekly filing trends by chapter compared to 2021 and 2020.

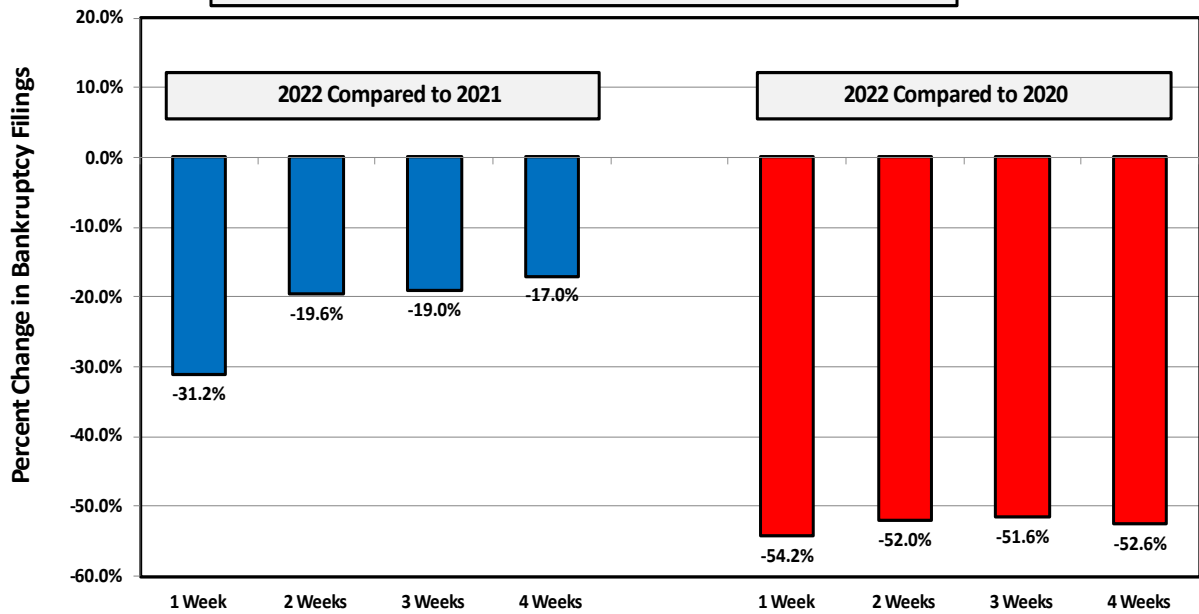
---

<sup>1</sup> Ed Flynn is a consultant with ABI. He previously worked for more than 30 years at the Executive Office for U.S. Trustees and the Administrative Office of the U.S. Courts.

Week Ending  
February 27

### Bankruptcy Filing Trends (All Chapters)

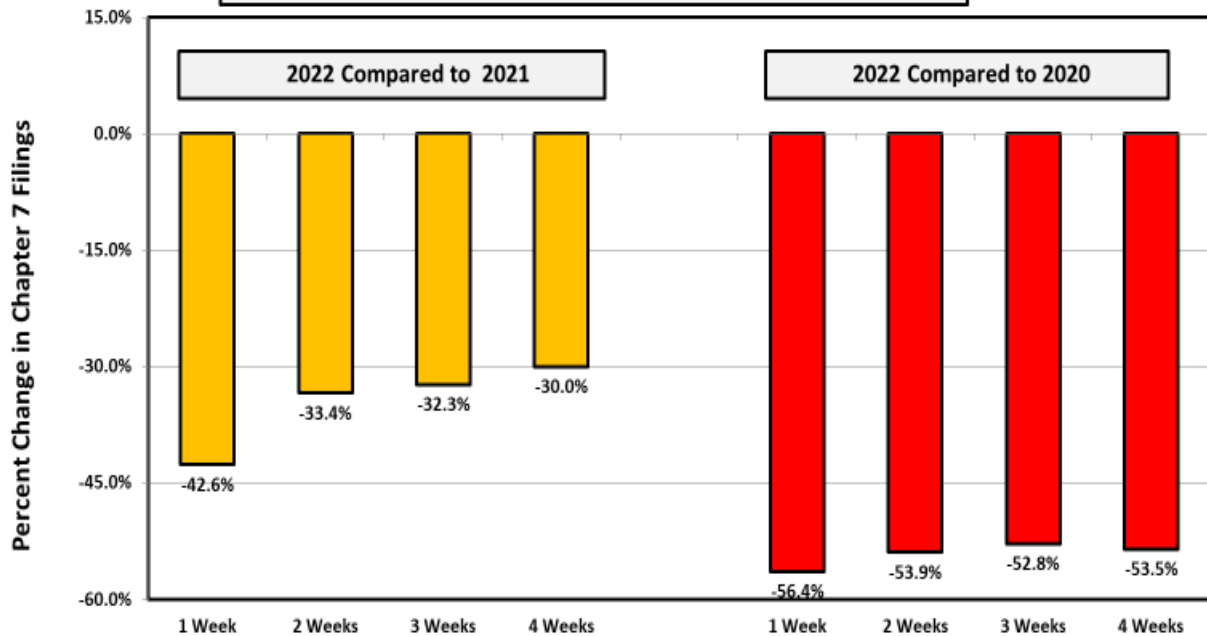
Percent Change From 2021 and 2020



Week Ending  
February 27

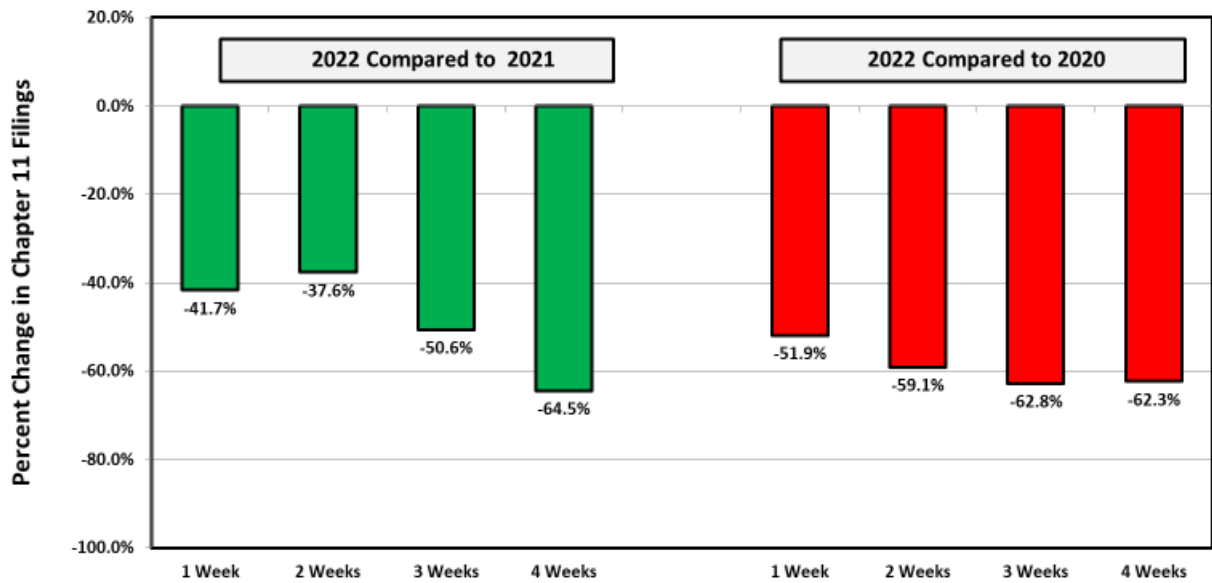
### Chapter 7 Filing Trends

Percent Change From 2021 and 2020



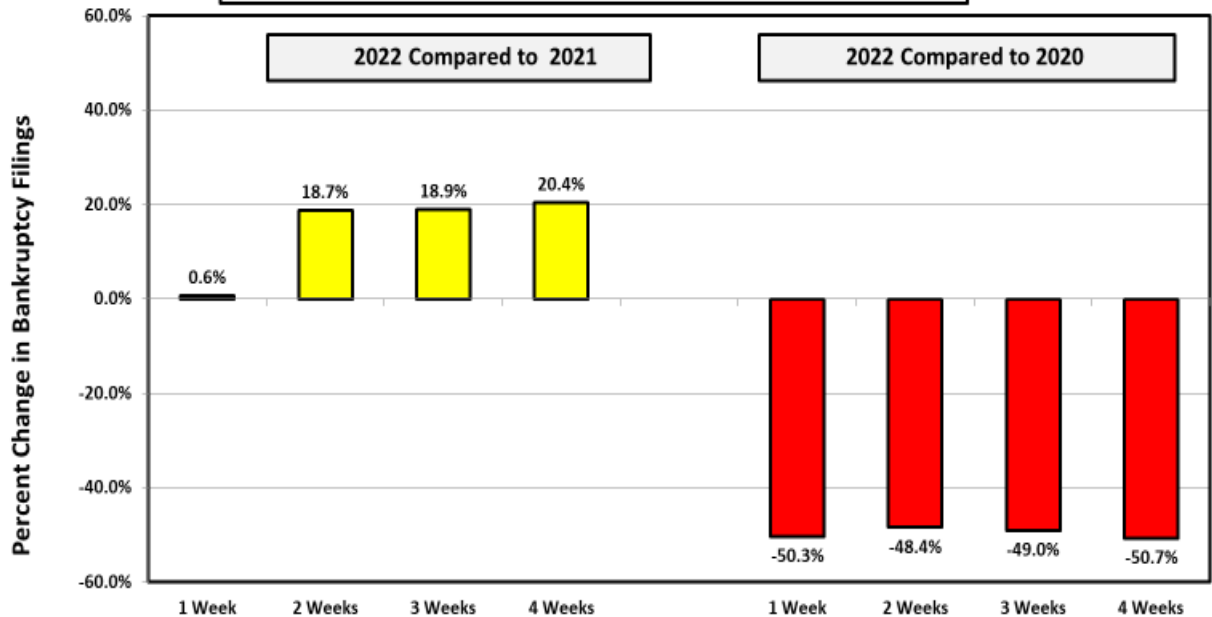
Week Ending  
February 27

### Chapter 11 Filing Trends Percent Change From 2021 and 2020



Week Ending  
February 27

### Chapter 13 Filing Trends Percent Change From 2021 and 2020



### Chapter 11 Cases

Chapter 11 filings during the week were well under the number filed during the same week each of the last two years. In particular, chapter 11 filings by individuals have been much

lower than in prior years. Additionally, there were no particularly large or notable chapter 11 cases filed during the week.

<b>Types of Chapter 11 Cases Filed</b>			
	<b>February 21 - 27</b>		
	<b>2022</b>	<b>2021</b>	<b>2020</b>
<b>Total Filed</b>	<b>63</b>	<b>108</b>	<b>131</b>
<b>Solo Cases</b>	<b>50</b>	<b>75</b>	<b>101</b>
<b>Parent Cases</b>	<b>5</b>	<b>6</b>	<b>7</b>
<b>Child Cases</b>	<b>8</b>	<b>27</b>	<b>23</b>
<b><i>Filed By Individuals</i></b>	<b><i>11</i></b>	<b><i>27</i></b>	<b><i>36</i></b>
<b>Subchapter V Cases</b>	<b>29</b>	<b>30</b>	<b>48</b>

The 3,000th subchapter V case was filed on February 25, just over two years after it first became available to small business chapter 11 debtors. See ABI Headlines for news of the latest filings at <https://www.abi.org/newsroom/headlines>.