

# Weekly Bankruptcy Analysis

## January 4-10, 2021

*Written by:*

*Ed Flynn<sup>1</sup>*

*American Bankruptcy Institute; Alexandria, Va.*

Total filings were down by slightly more than one-half during the week ending January 10 compared to the same week last year.<sup>2</sup> Once again, the largest decline involved chapter 13 filings, which were down by nearly two-thirds from last year.

<b>Bankruptcy Filings January 4 -10, 2021</b>		
Type of Case	Number Filed	Percent Change From Same Week Last Year
<b>Total</b>	<b>6,054</b>	<b>-50.6%</b>
- Chapter 7	3,962	-39.5%
- Chapter 11	71	-46.2%
- Chapter 13	2,012	-63.9%
- Other Cases*	9	-30.8%
<i>* Chapters 9, 12 and 15</i>		

Much business activity paused on January 6 as the attack on the U.S. Capitol unfolded during the early afternoon on the East Coast and the late morning in the Western states. However, this did not appear to have a detectable impact on filings during the day, as filings on January 6 were in line with filings on other days during the week.

Day of Week	Date	Total Filings
<b>Monday</b>	<b>January 4</b>	<b>1,012</b>
<b>Tuesday</b>	<b>January 5</b>	<b>1,051</b>
<b>Wednesday</b>	<b>January 6</b>	<b>1,173</b>
<b>Thursday</b>	<b>January 7</b>	<b>1,148</b>
<b>Friday</b>	<b>January 8</b>	<b>1,394</b>

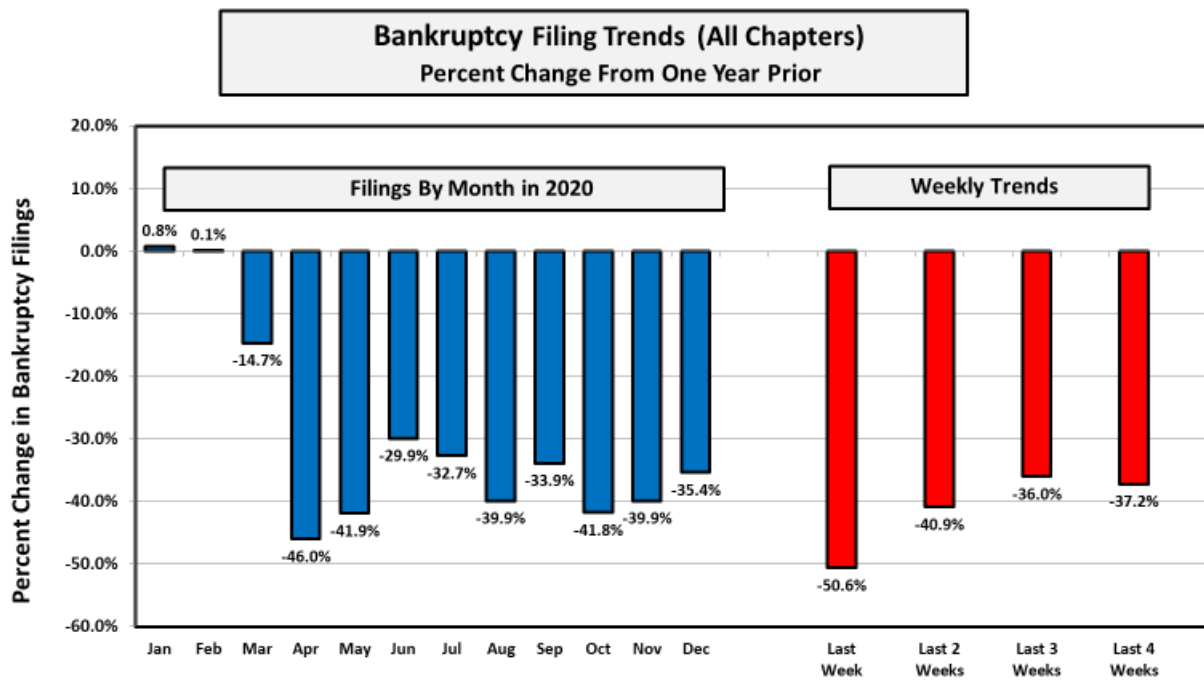
<sup>1</sup> Ed Flynn is a consultant with ABI and serves as a coordinating editor for the *ABI Journal*. He previously worked for more than 30 years at the Executive Office for U.S. Trustees and the Administrative Office of the U.S. Courts.

<sup>2</sup> These figures are from PACER and are subject to change. See <https://www.pacer.gov/>.

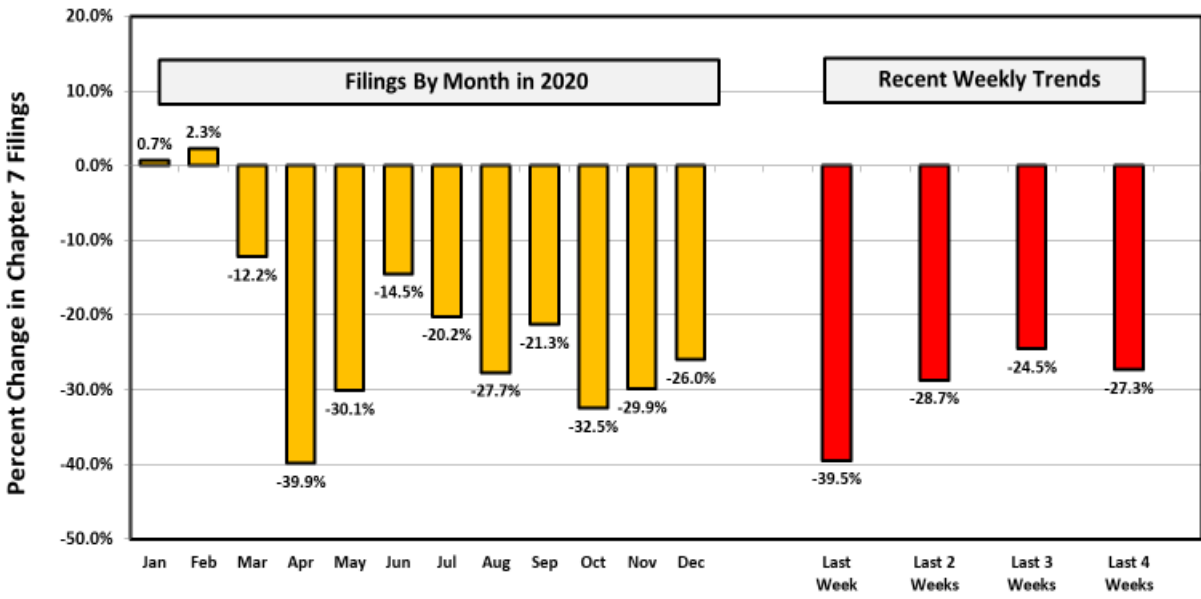
In contrast, the terrorist attacks on September 11, 2001, which occurred at the beginning of the business day, *did* have a substantial impact on filings that day and the next.

Day of Week	Date	Total Filings
Monday	September 10	6,325
Tuesday	September 11	2,310
Wednesday	September 12	5,321
Thursday	September 13	6,377
Friday	September 14	5,843

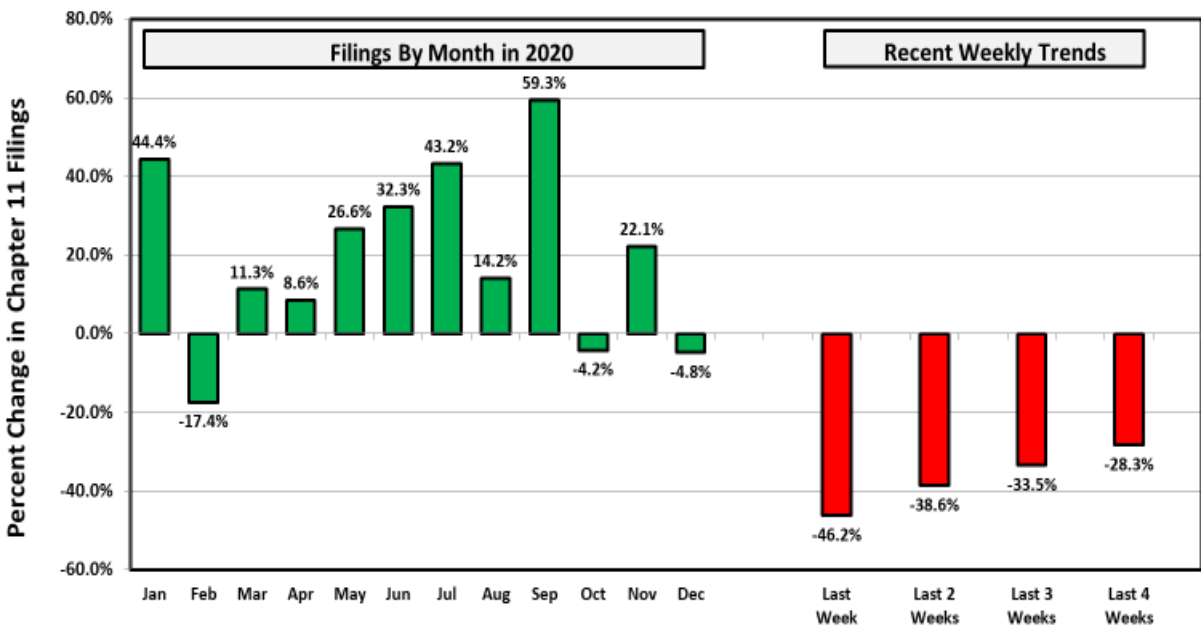
The following charts show filing trends by chapter since the beginning of 2020. Filings dropped sharply around the middle of March due to the pandemic.

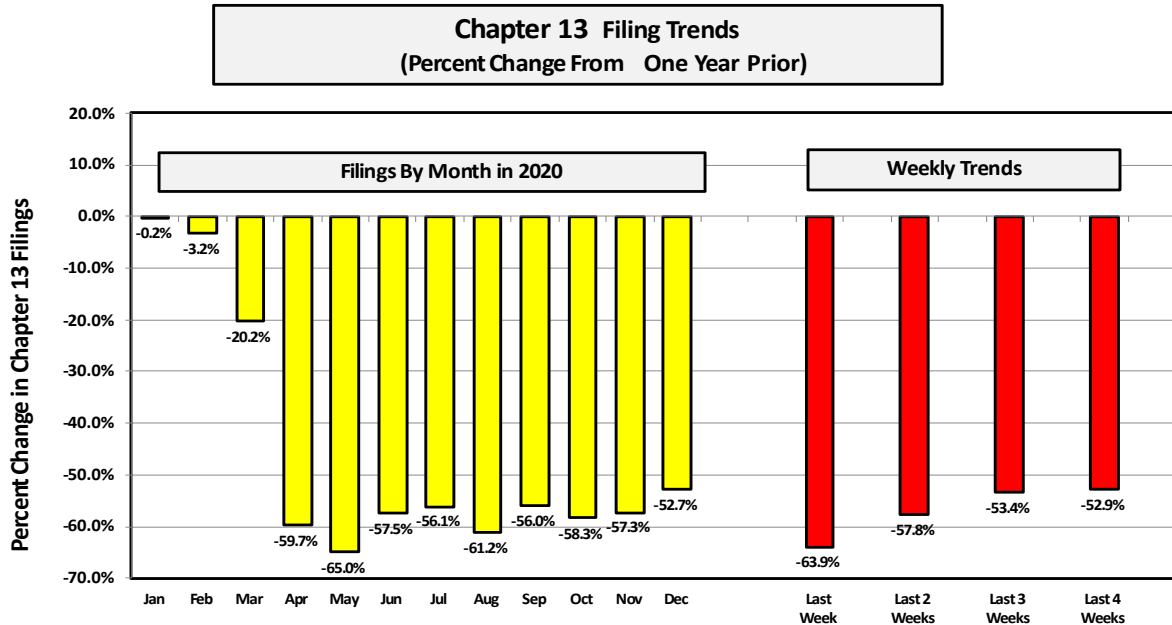


### Chapter 7 Filing Trends (Percent Change From One Year Prior)



### Chapter 11 Filing Trends (Percent Change From One Year Prior)





### Chapter 11 Cases

Chapter 11 filings were also down from the same week last year and for the third straight week were less than one-half the typical weekly volume that has been reported since the beginning of the pandemic.

The sole notable filing during the week involved behavioral health services provider *Community Intervention Services, Inc.*, which filed along with three other affiliates in the District of Massachusetts on January 5.

Types of Chapter 11 Cases Filed		
	January 4 - 10	
	2021	2020
<b>Total Filed</b>	<b>71</b>	<b>132</b>
<b>Solo Cases</b>	<b>62</b>	<b>96</b>
<b>Parent cases</b>	<b>3</b>	<b>9</b>
<b>Child cases</b>	<b>6</b>	<b>27</b>
<b><i>Filed By Individuals</i></b>	<b>17</b>	<b>38</b>
<b>Subchapter V Cases</b>	<b>27</b>	<b>NA</b>

The 27 subchapter V cases filed during the week brings the total to 1,391 filed since it became available on February 19, 2020.

See the ABI Headlines for news of the latest filings at <https://www.abi.org/newsroom/headlines>.