

Weekly Bankruptcy Analysis

June 20-26, 2022

Written by:

Ed Flynn¹

American Bankruptcy Institute; Alexandria, Va.

Bankruptcy filings continue to decline from prior years. During the week ended June 26, total filings were down 12.5 percent from the same week last year and were down by 30.5 percent from 2020 (early in the pandemic). Additionally, filings last week were less than half the number filed during the same week in 2019 (pre-pandemic).

Bankruptcy Filings June 20 - 26, 2022				
Type of Case	Number Filed	Percent Change From Same Week Last Three Years		
	2022	2021	2020	2019
Total	6,938	-12.5%	-30.5%	-53.7%
- Chapter 7	4,048	-29.1%	-46.2%	-57.5%
- Chapter 11	72	-15.3%	-64.7%	-37.4%
- Chapter 13	2,817	32.6%	25.9%	-47.3%
- Other Cases*	1	-87.5%	-90.9%	-80.0%
* Chapters 9, 12 and 15				

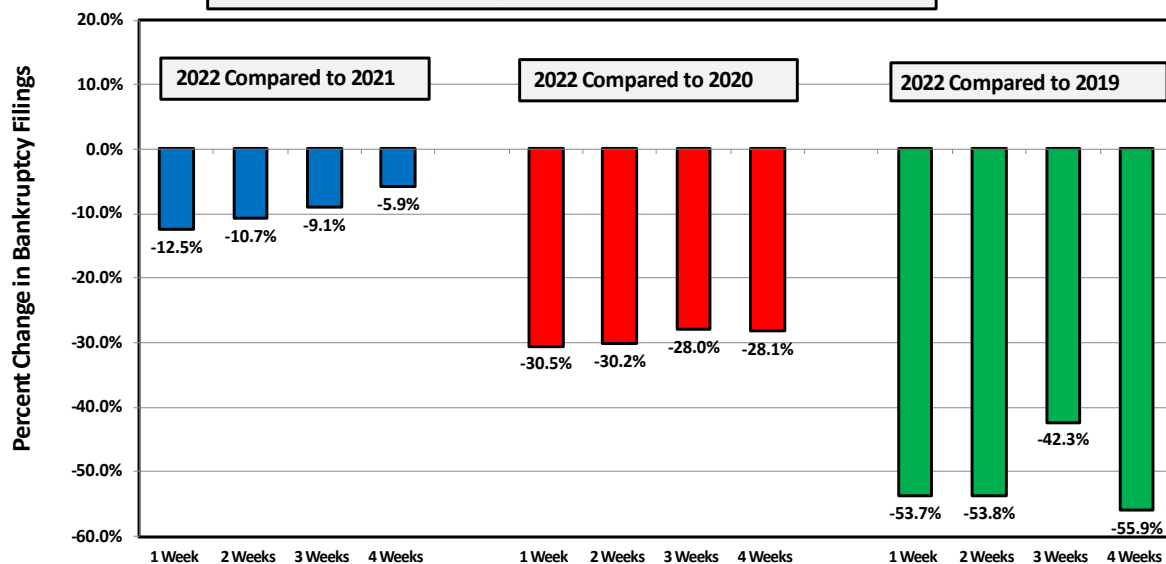
The following charts show recent weekly filing trends by chapter compared to 2021, 2020 and 2019.

¹ Ed Flynn is a consultant with ABI. He previously worked for more than 30 years at the Executive Office for U.S. Trustees and the Administrative Office of the U.S. Courts.

Week Ending
June 26

Bankruptcy Filing Trends (All Chapters)

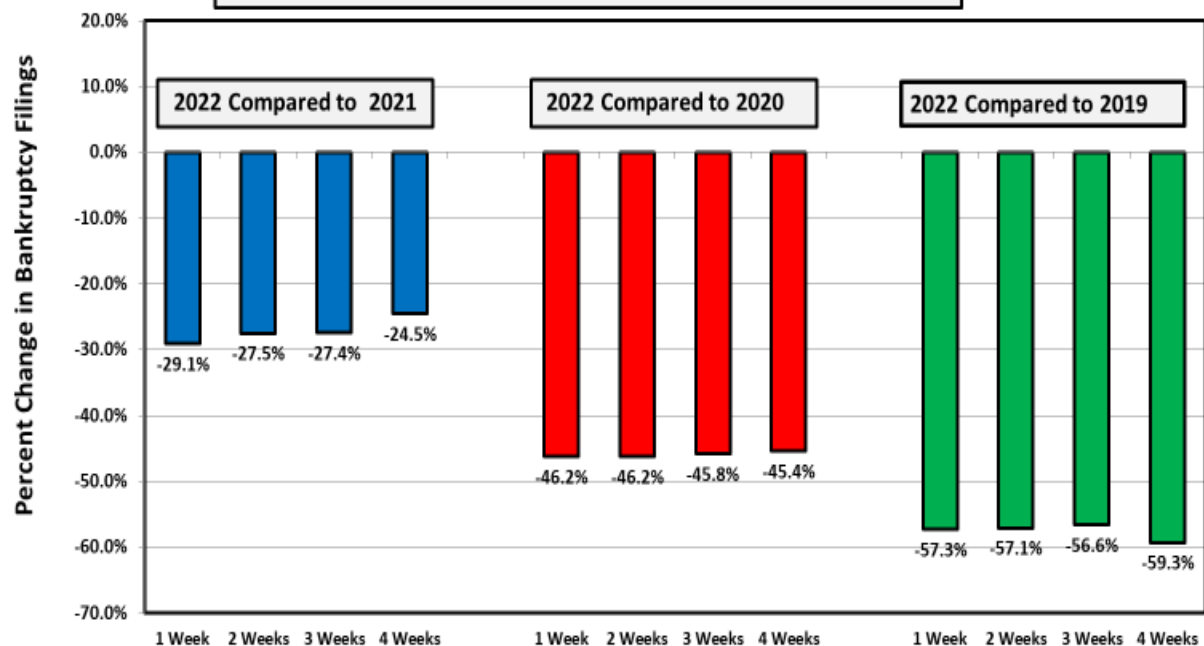
Percent Change From 2021, 2020, and 2019



Week Ending
June 26

Chapter 7 Filing Trends

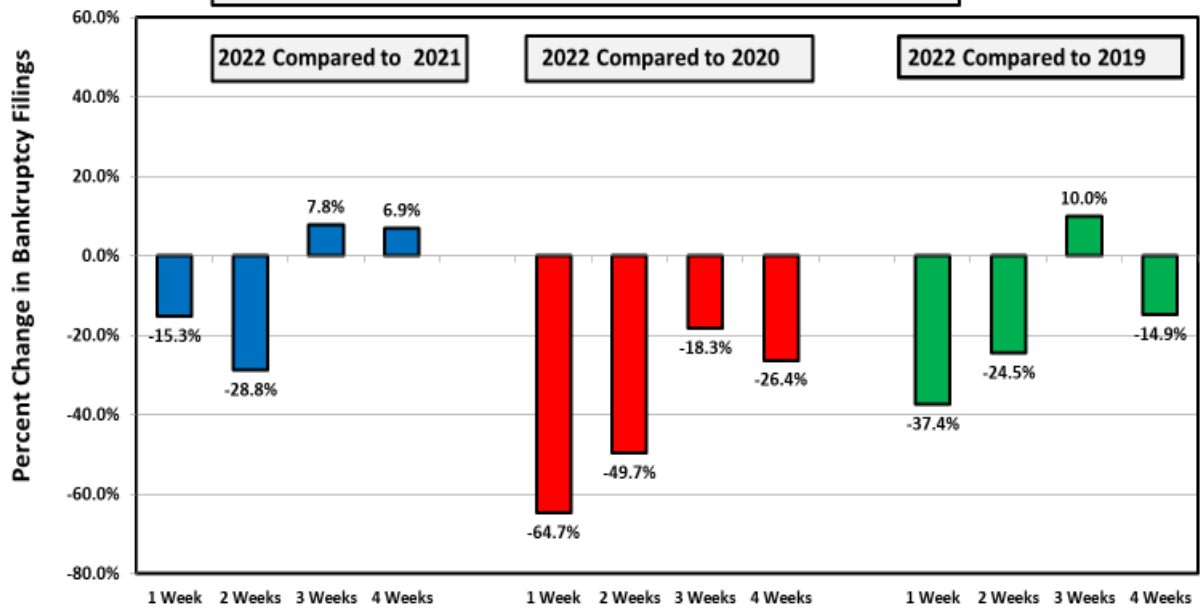
Percent Change From 2021, 2020, and 2019



Week Ending
June 26

Chapter 11 Filing Trends

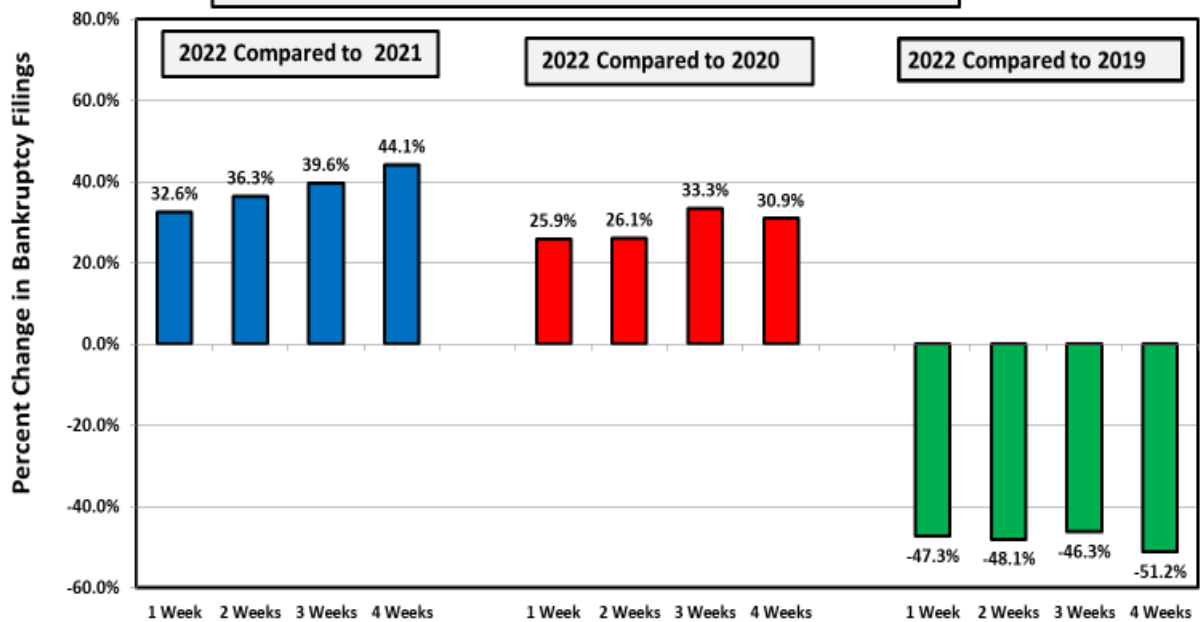
Percent Change From 2021, 2020, and 2019



Week Ending
June 26

Chapter 13 Filing Trends

Percent Change From 2021, 2020, and 2019



Chapter 11 Cases

The 72 chapter 11 cases filed last week were well below the total filed during each of the last three years. The 18 subchapter V cases filed during the week brings the total filed to more than 3,500 since it became available in February 2020.

There were two notable filings during the week. On June 22, industrial baker Gold Standard Baking, LLC filed in Delaware along with two related entities. Mattress manufacturer Corsicana Bedding, LLC filed in the Northern District of Texas on June 25 along with 11 subsidiaries.

Types of Chapter 11 Cases Filed				
	June 20 - 26			
	2022	2021	2020	2019
Total Filed	72	85	204	115
Solo Cases	48	69	80	84
Parent Cases	5	5	11	7
Child Cases	19	11	113	24
<i>Filed By Individuals</i>	12	20	31	33
Subchapter V Cases	18	28	34	N/A

Compensation of Chapter 7 Trustees

Pursuant to the Bankruptcy Improvement Act of 2020, chapter 7 trustees will soon be receiving an extra \$60 payment per case. Prior to the new payment, there were three ways that trustees received compensation: \$60 per case from the filing fee, from the percentage fee on assets administered, and for professional fees and expenses in asset cases.

The Executive Office for U.S. Trustees (EOUST) posts detailed data on fees paid to trustees in the districts covered by the U.S Trustee Program. Comparable data is not available for chapter 7 cases in North Carolina and Alabama, which are under the Bankruptcy Administrator Program.

During 2020, chapter 7 trustees received about \$240 million in total compensation. This includes about \$21.0 million from filing fees (this figure includes a \$1 million adjustment for fees not paid in *in forma pauperis* cases), \$128.1 million in fees for the administration of assets, \$80.3 in attorney fees paid to the trustee or firm, and \$10.9 million in other fees and expenses paid in asset cases.

The new \$60 payment would have given the trustees an additional \$22 million for their work in cases filed during 2020. Although the extra \$60 per case is long overdue, it represents a less than 10 percent increase in total chapter 7 trustee compensation.

See ABI's Newsroom for news of the latest filings, and other news of interest to bankruptcy professionals, at www.abi.org.