

Weekly Bankruptcy Analysis

November 1-7, 2021

Written by:

Ed Flynn¹

American Bankruptcy Institute; Alexandria, Va.

Bankruptcy filings remained low for the week ending November 7, down by over 16 percent from the same week last year. Compared to the same week two years ago (pre-pandemic), bankruptcy filings are down by about half.

Bankruptcy Filings November 1 - 7, 2021			
Type of Case	Number Filed	Percent Change From Same Week Last Two Years	
		2020	2019
Total	6,337	-16.3%	-51.9%
- Chapter 7	3,760	-26.3%	-49.5%
- Chapter 11	57	N/A*	N/A*
- Chapter 13	2,518	18.0%	-55.2%
- Other Cases**	2	-66.7%	-80.0%
<p>* Data on chapter 11 filings in prior years comes from the Integrated Data Base published by the Federal Judicial Center. This information is temporarily unavailable.</p>			
<p>** Chapters 9, 12 and 15</p>			

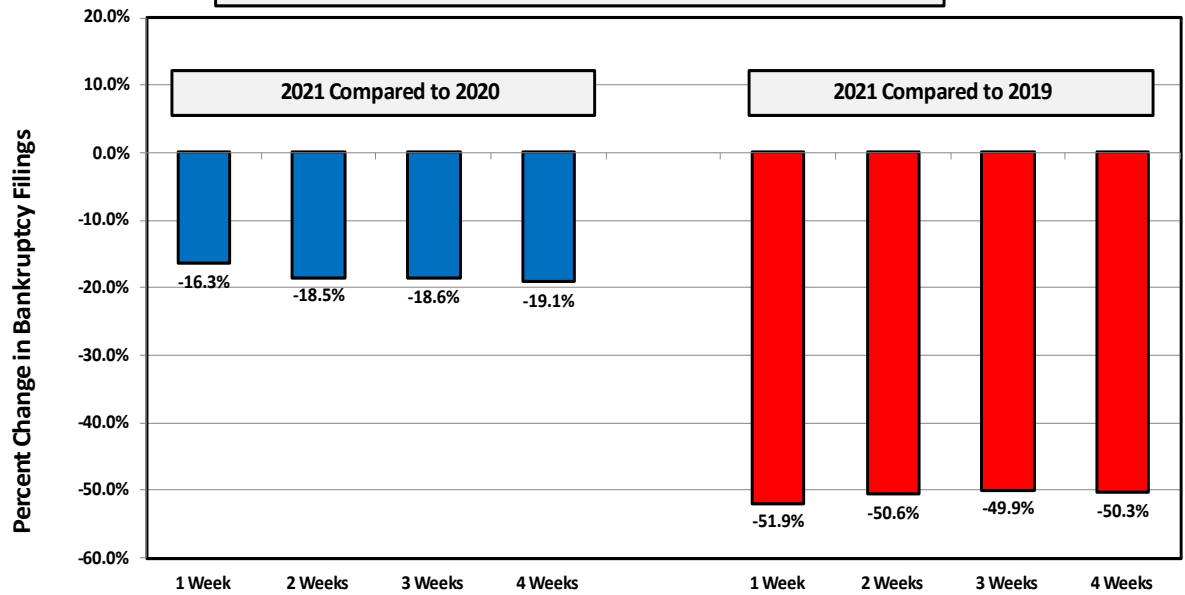
The following charts show recent weekly filing trends by chapter compared to 2020 and 2019.

¹ Ed Flynn is a consultant with ABI. He previously worked for more than 30 years at the Executive Office for U.S. Trustees and the Administrative Office of the U.S. Courts.

Week Ending
November 7

Bankruptcy Filing Trends (All Chapters)

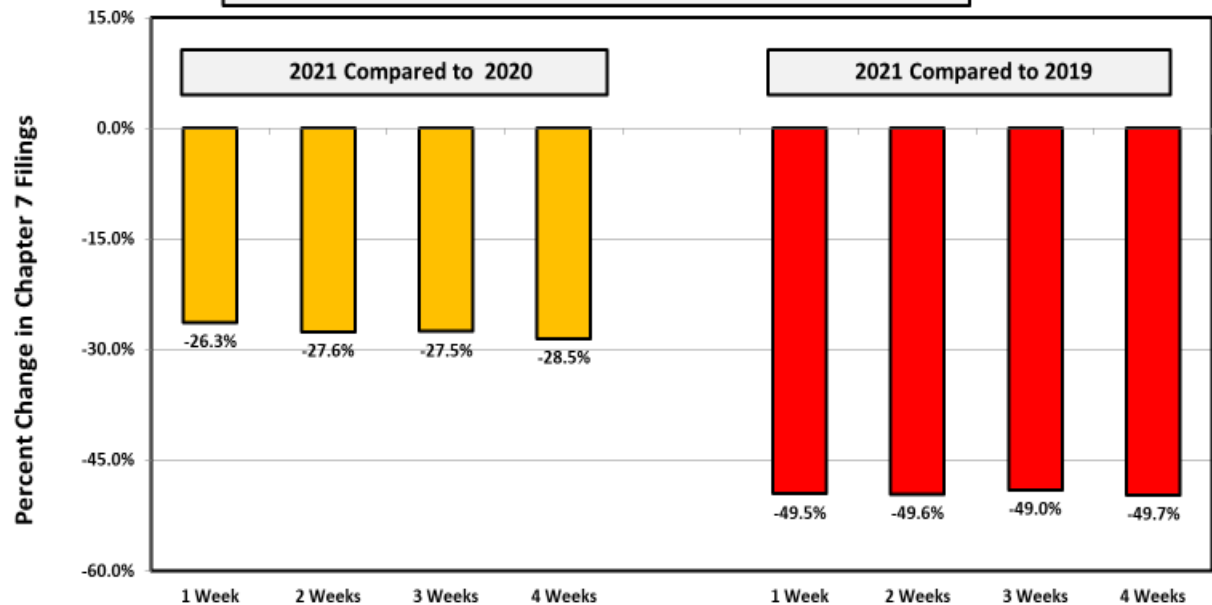
Percent Change From 2020 and 2019

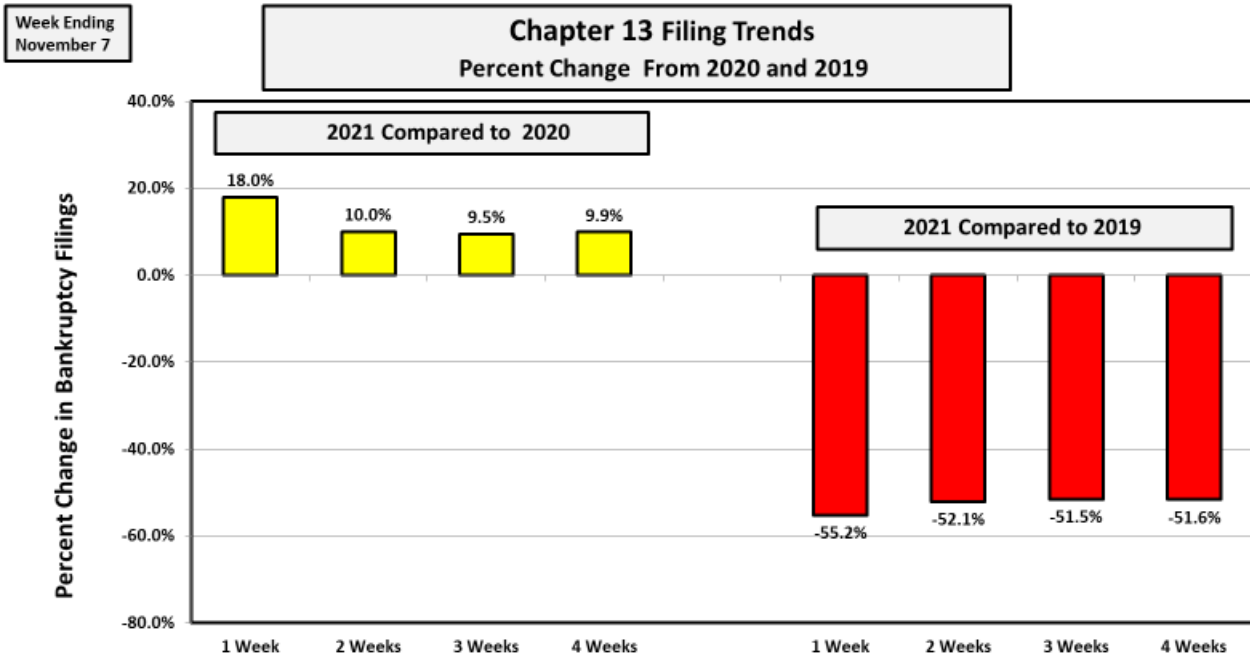


Week Ending
November 7

Chapter 7 Filing Trends

Percent Change From 2020 and 2019





Chapter 11 Cases

Only 57 chapter 11 cases were filed during the week. More than half of the chapter 11 debtors that filed last week were small businesses that chose to proceed under subchapter V. Also, there were no particularly large or notable cases filed during the week.

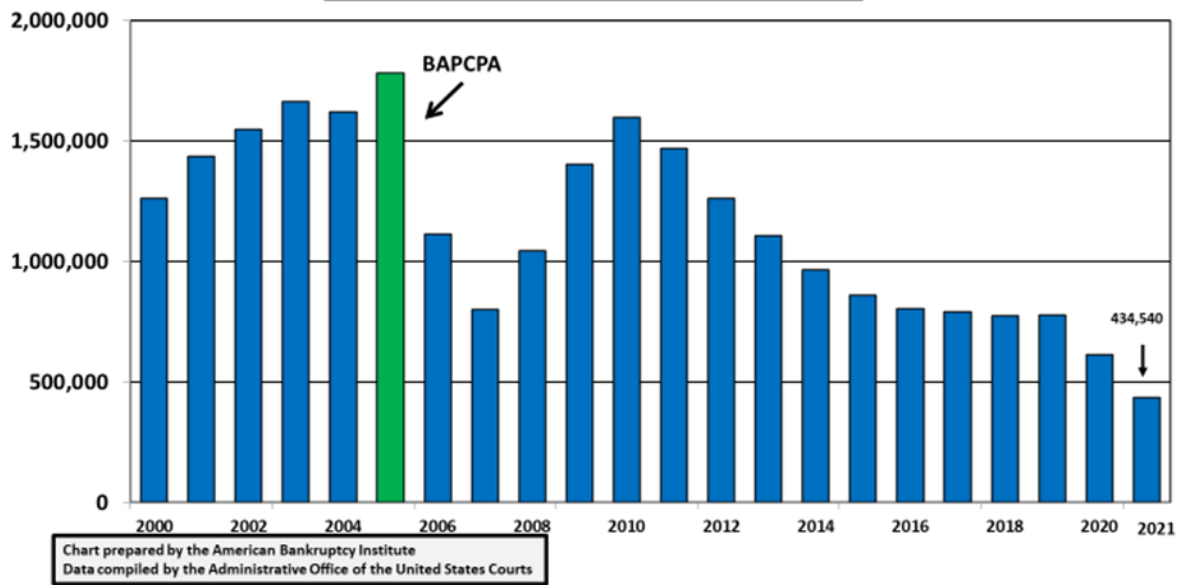
Types of Chapter 11 Cases Filed	
	November 1 - 7, 2021
Total Filed	57
Solo Cases	46
Parent Cases	4
Child Cases	7
<i>Filed By Individuals</i>	<i>17</i>
Subchapter V Cases	31

Official Filing Statistics for Fiscal Year 2021 Released

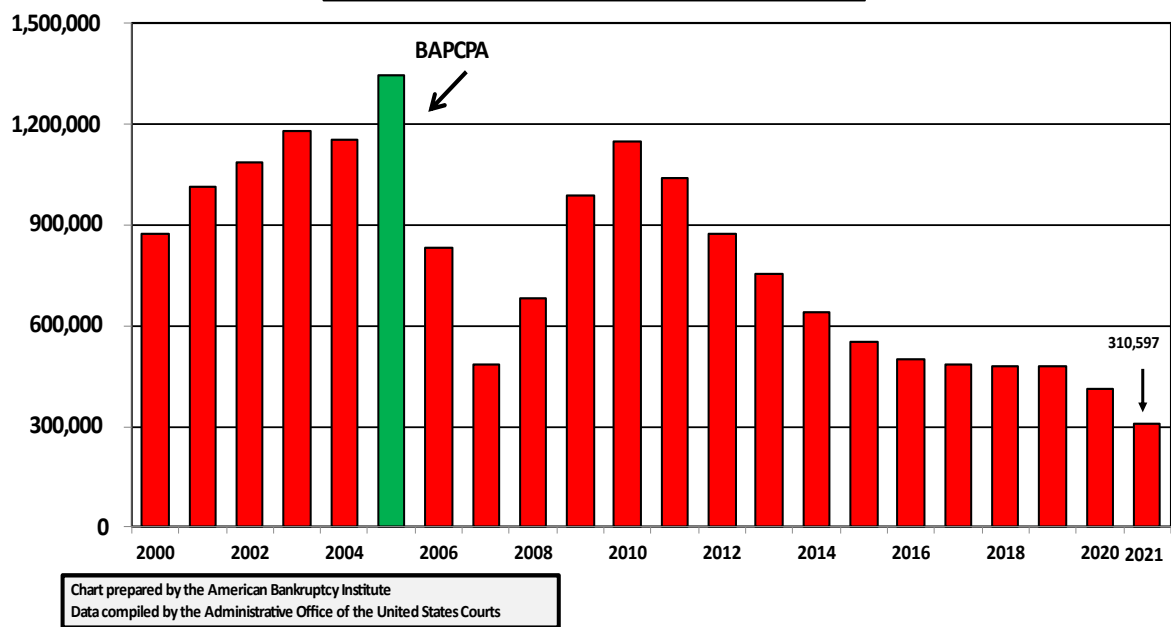
On Nov. 8, the Administrative Office of the U.S. Courts released the official filing statistics for the Fiscal Year ending Sept. 30, 2021. Compared to the prior year, total filings were down by 29.1 percent and were at their lowest level since Fiscal Year 1985. Compared to Fiscal Year 2020, chapter 7 filings were down by 24.1 percent, chapter 13 cases were down 39.1 percent, and chapter 11s declined by 31.3 percent.

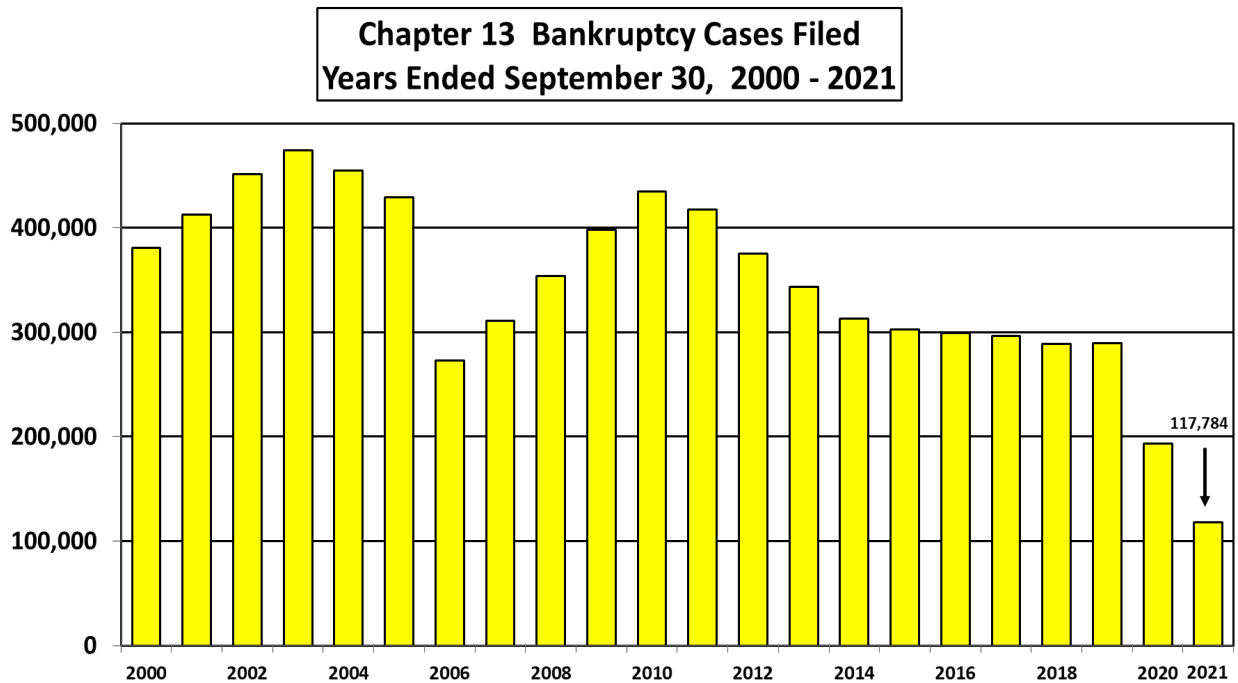
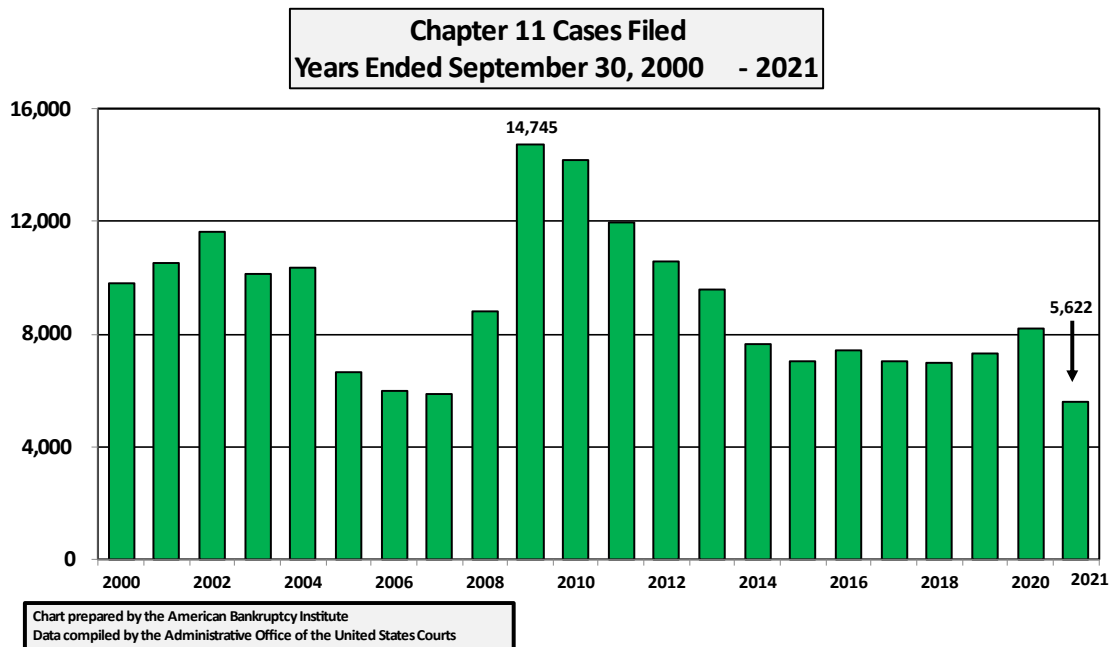
Bankruptcy Cases Filed Years Ended September 30, 2000 - 2021					
CALENDAR YEAR	TOTAL FILINGS	CHAPTER 7	CHAPTER 11	CHAPTER 12	CHAPTER 13
2021	434,540	310,597	5,622	344	117,784
2020	612,561	409,164	8,188	581	193,484
2019	776,674	478,838	7,320	583	289,802
2018	773,375	477,248	7,014	468	288,550
2017	790,830	486,542	7,052	508	296,599
2016	805,580	498,367	7,450	458	299,150
2015	860,182	550,036	7,040	383	302,642
2014	963,739	642,366	7,658	372	313,262
2013	1,107,699	753,995	9,564	405	343,651
2012	1,261,140	874,337	10,597	541	375,521
2011	1,467,221	1,036,950	11,979	676	417,503
2010	1,596,355	1,146,511	14,191	707	434,839
2009	1,402,816	989,227	14,745	487	398,210
2008	1,042,993	679,982	8,799	332	353,828
2007	801,269	484,162	5,888	361	310,802
2006	1,112,542	833,147	6,003	376	272,937
2005	1,782,643	1,346,201	6,637	364	429,316
2004	1,618,987	1,153,865	10,368	238	454,412
2003	1,661,996	1,177,292	10,144	698	473,763
2002	1,547,669	1,084,336	11,659	322	451,258
2001	1,437,354	1,014,137	10,519	379	412,272
2000	1,262,102	870,805	9,835	551	380,880

Total Bankruptcy Cases Filed
Years Ended September 30, 2000 - 2021



Chapter 7 Bankruptcy Cases Filed
Years Ended September 30, 2000 - 2021





See ABI Headlines for news of the latest filings at
<https://www.abi.org/newsroom/headlines>.