

Weekly Bankruptcy Analysis

June 26-July 2, 2023

Written by:

Ed Flynn¹

American Bankruptcy Institute; Alexandria, Va.

The 10,817 bankruptcy cases filed last week represented the third-highest weekly total in more than two years. Filings continue to be higher than they were during the last two years, but somewhat below the number of filings in 2020 (early in the pandemic). However, while on the rise, weekly filings are still running well below pre-pandemic levels.

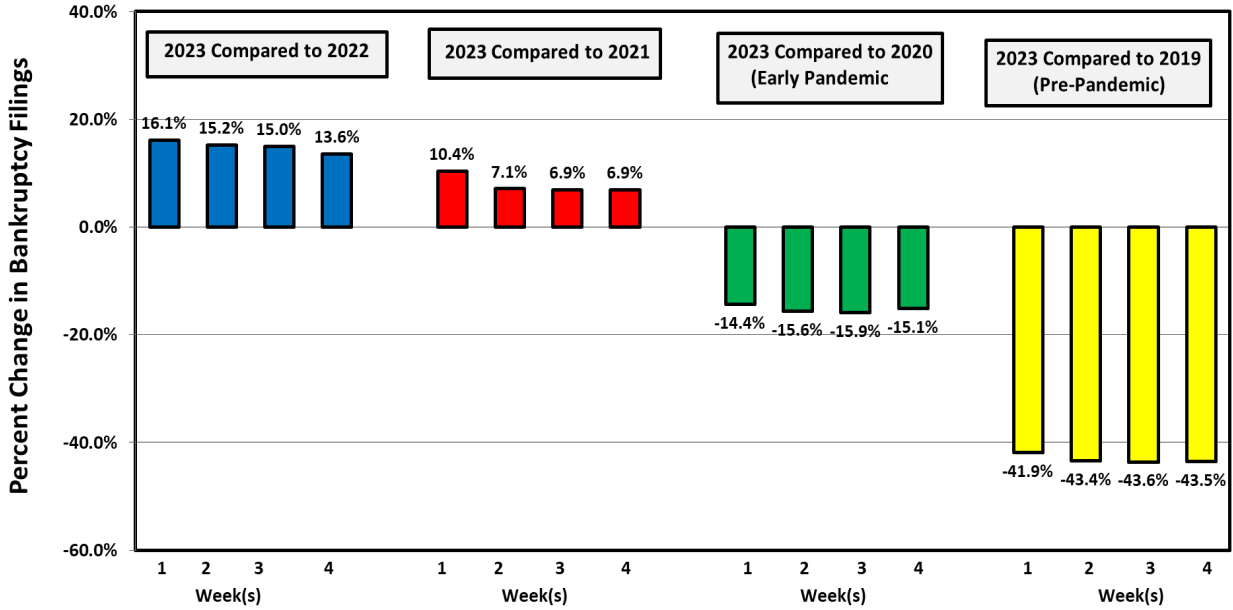
Bankruptcy Filings June 26 - July 2, 2023					
Type of Case	Number Filed	Percent Change From Same Week Last Four Years			
	2023	2022	2021	2020	2019
Total	10,817	16.1%	10.4%	-14.4%	-41.9%
- Chapter 7	6,429	18.8%	-8.8%	-32.1%	-44.5%
- Chapter 11	157	78.4%	103.9%	-7.1%	1.9%
- Chapter 13	4,231	10.8%	58.8%	43.7%	-38.4%
- Other Cases*	0	-100.0%	-100.0%	-100.0%	-100.0%
<i>* Chapters 9, 12 and 15</i>					

The following charts show recent weekly filing trends by chapter compared to the same week during the last four years.

¹ Ed Flynn is a consultant with ABI. He previously worked for more than 30 years at the Executive Office for U.S. Trustees and the Administrative Office of the U.S. Courts.

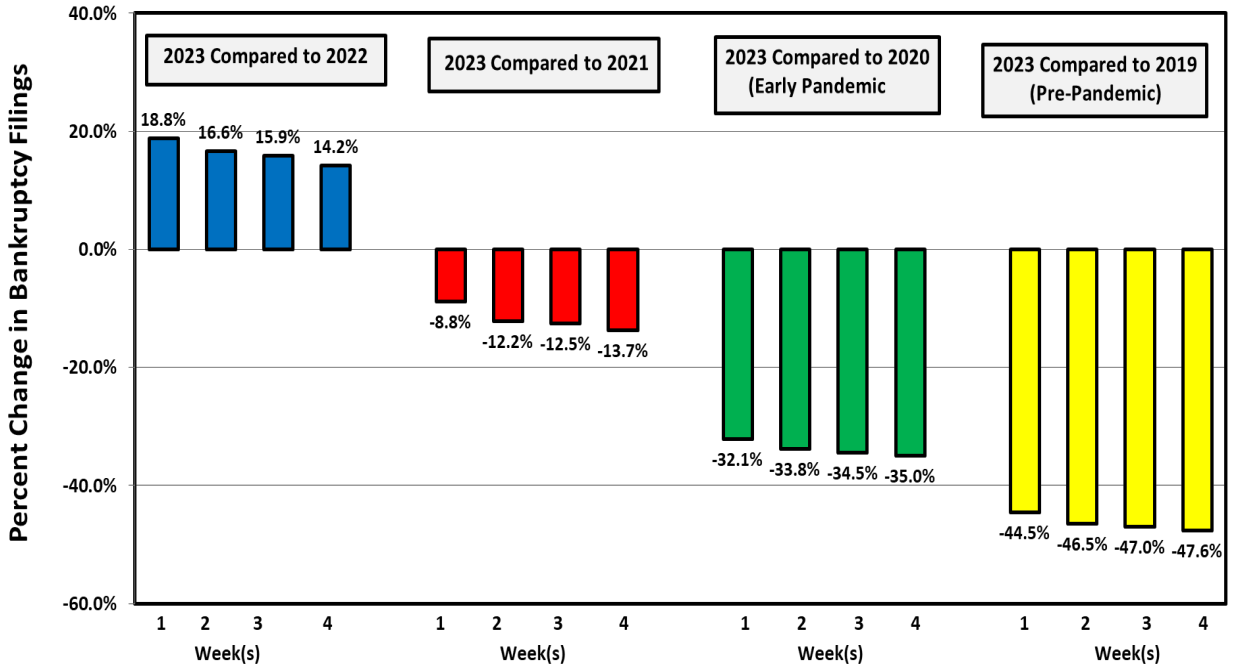
Week Ending
July 2

Bankruptcy Filing Trends (All Chapters) Percent Change From 2022, 2021, 2020 and 2019



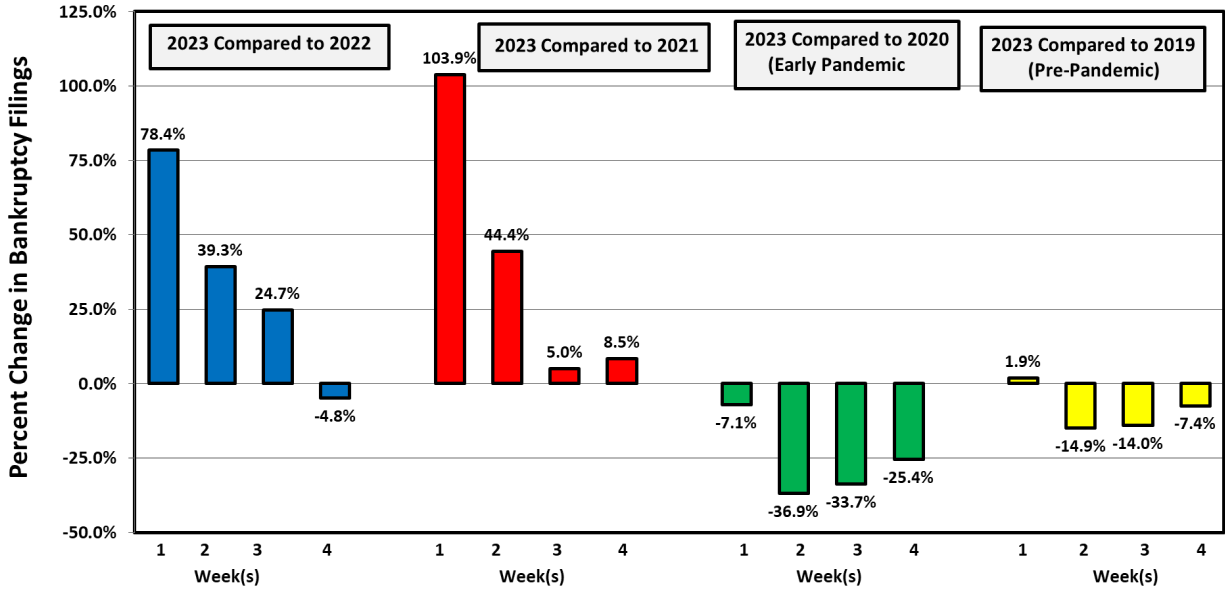
Week Ending
July 2

Chapter 7 Filing Trends Percent Change From 2022, 2021, 2020 and 2019



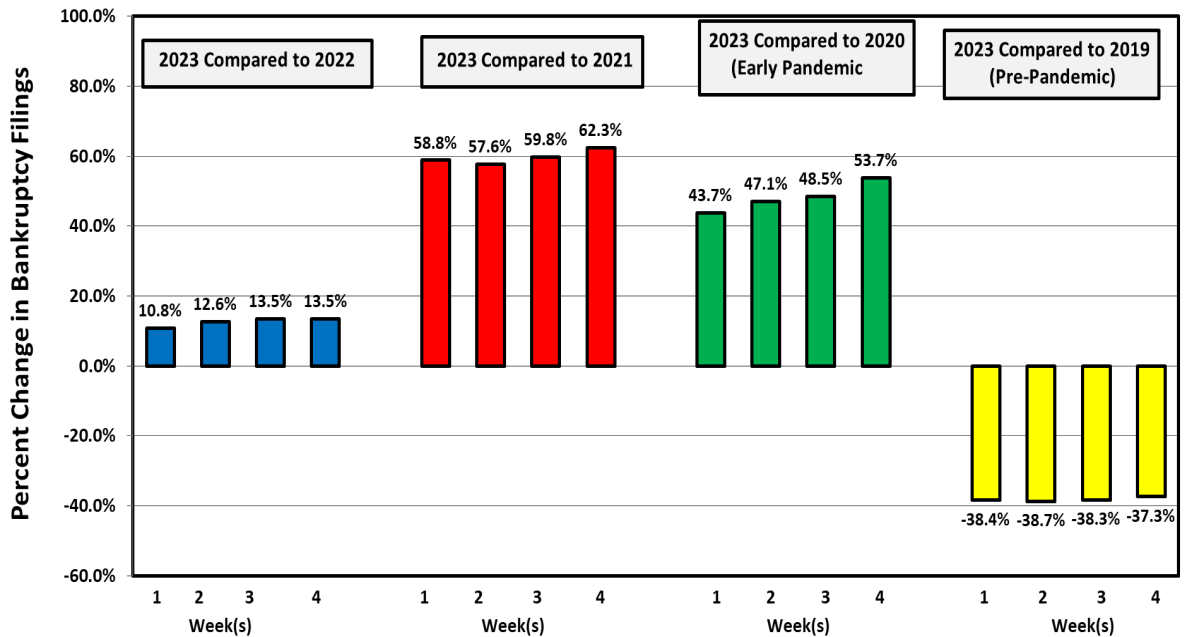
Week Ending
July 2

Chapter 11 Filing Trends Percent Change From 2022, 2021, 2020 and 2019



Week Ending
July 2

Chapter 13 Filing Trends Percent Change From 2022, 2021, 2020 and 2019



Chapter 11 Cases

In the first half of 2023, chapter 11 filings increased by more than 55% from the same period in 2022. Much of the increase has been in related filings by corporate subsidiaries in the largest chapter 11 cases. Nearly 30 percent of chapter 11 cases so far in 2023 were filed in Texas — more than double any other state.

Types of Chapter 11 Cases Filed					
	June 26 - July 2				
	2023	2022	2021	2020	2019
Total Filed	157	88	77	169	154
Solo Cases	NA*	63	57	65	105
Parent Cases	NA*	6	6	10	12
Child Cases	NA*	19	14	94	37
Filed By Individuals	NA*	19	18	26	26
Subchapter V Cases	64	29	27	24	N/A
* - This information is temporarily unavailable from PACER					

There were five large or notable chapter 11 cases filed during the week, three of which were filed in Delaware. So far in 2023 there have been 85 large chapter 11 cases filed, compared to 29 during the same period in 2022 and 43 filed in 2021.

Notable Case Filings June 26 - July 2, 2023				
Company Name	Industry	Date Filed	Court of Filing	Number of Related Cases
Lordstown Motors Corp.	Electric truck manufacturer	6/27/2023	Delaware	2
I Media Brands	TV shopping network owner	6/28/2023	Delaware	11
Vantage Deluxe World Travel	Luxury cruise company	6/29/2023	Massachusetts	0
MediaMath Holdings, Inc.	Advertising technology	6/30/2023	Delaware	6
Tattooed Chef Inc.	Plant-based food business	7/2/2023	California Central	7

See ABI's Newsroom for news of the latest filings, and other news of interest to bankruptcy professionals, at www.abi.org.