

# Weekly Bankruptcy Analysis

## August 28-September 3, 2023

*Written by:*

*Ed Flynn<sup>1</sup>*

*American Bankruptcy Institute; Alexandria, Va.*

The 11,437 bankruptcy cases filed last week represented the highest weekly filing total in more than two years. However, bankruptcy filings remain well below pre-pandemic levels.

Bankruptcy Filings August 28 - September 3					
Type of Case	Number Filed	Percent Change From Same Week Last Four Years			
	2023	2022	2021	2020	2019
<b>Total</b>	<b>11,437</b>	<b>18.0%</b>	<b>29.5%</b>	<b>0.0%</b>	<b>-28.7%</b>
- Chapter 7	6,659	21.1%	9.7%	-20.2%	-32.7%
- Chapter 11	232	100.0%	146.8%	74.4%	132.0%
- Chapter 13	4,540	11.8%	70.6%	54.4%	-24.8%
- Other Cases*	6	-60.0%	50.0%	-66.7%	-68.4%
* Chapters 9, 12 and 15					

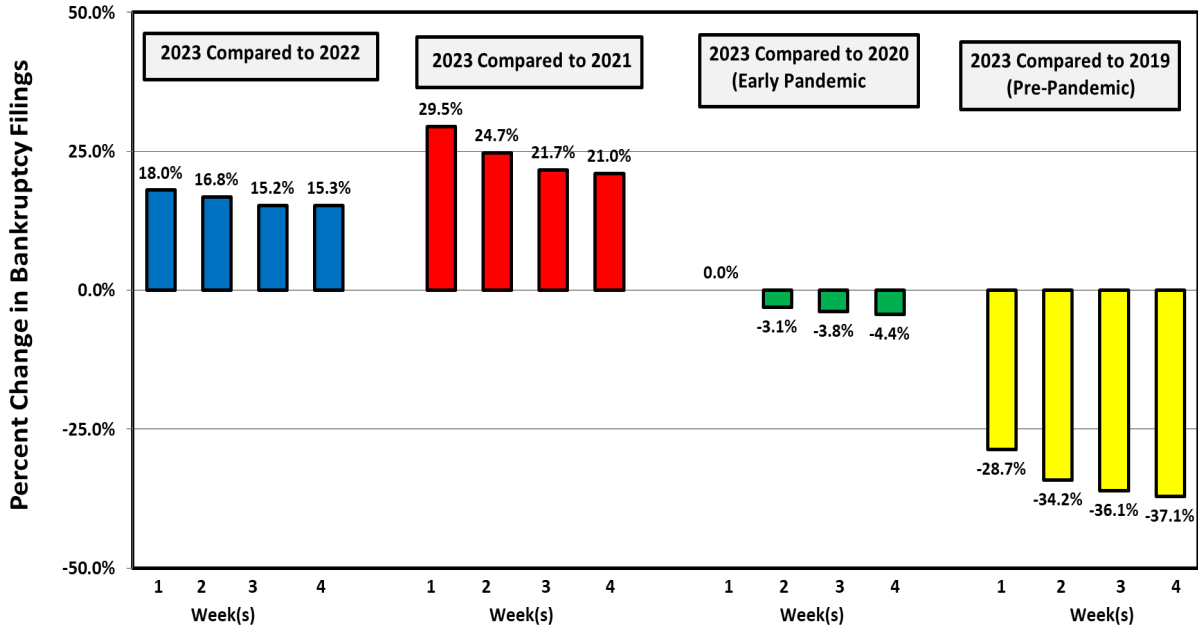
The following charts show recent weekly filing trends by chapter compared to the same week during the last four years.

---

<sup>1</sup> Ed Flynn is a consultant with ABI. He previously worked for more than 30 years at the Executive Office for U.S. Trustees and the Administrative Office of the U.S. Courts.

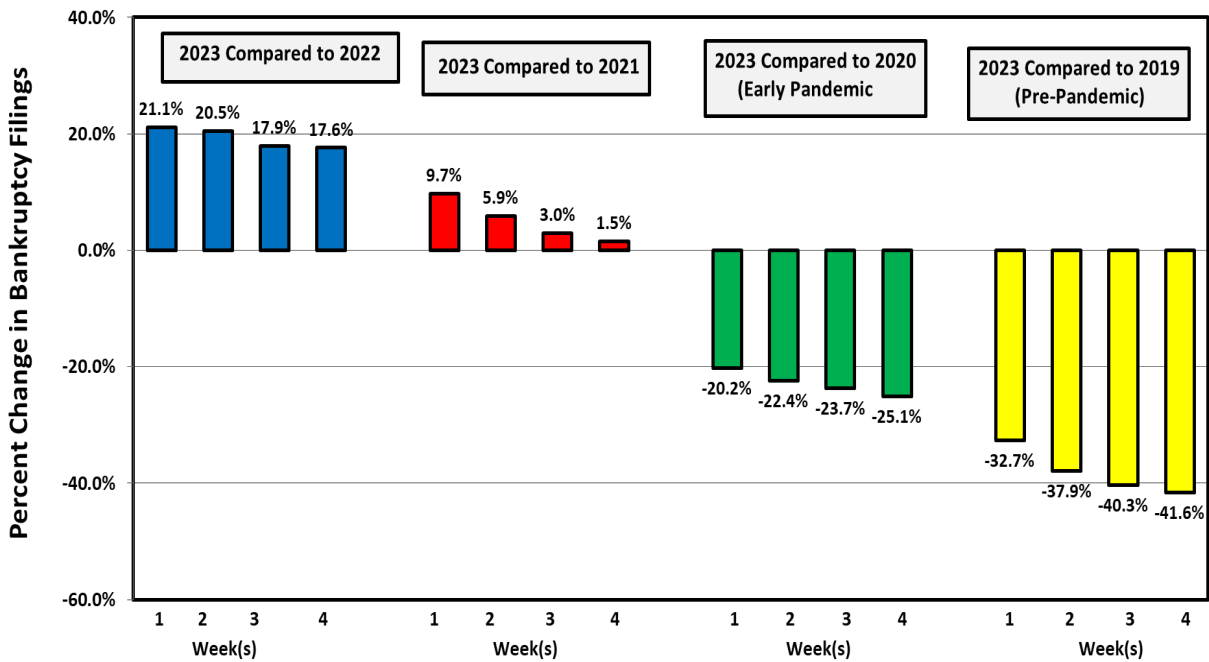
Week Ending  
September 3

### Bankruptcy Filing Trends (All Chapters) Percent Change From 2022, 2021, 2020 and 2019



Week Ending  
September 3

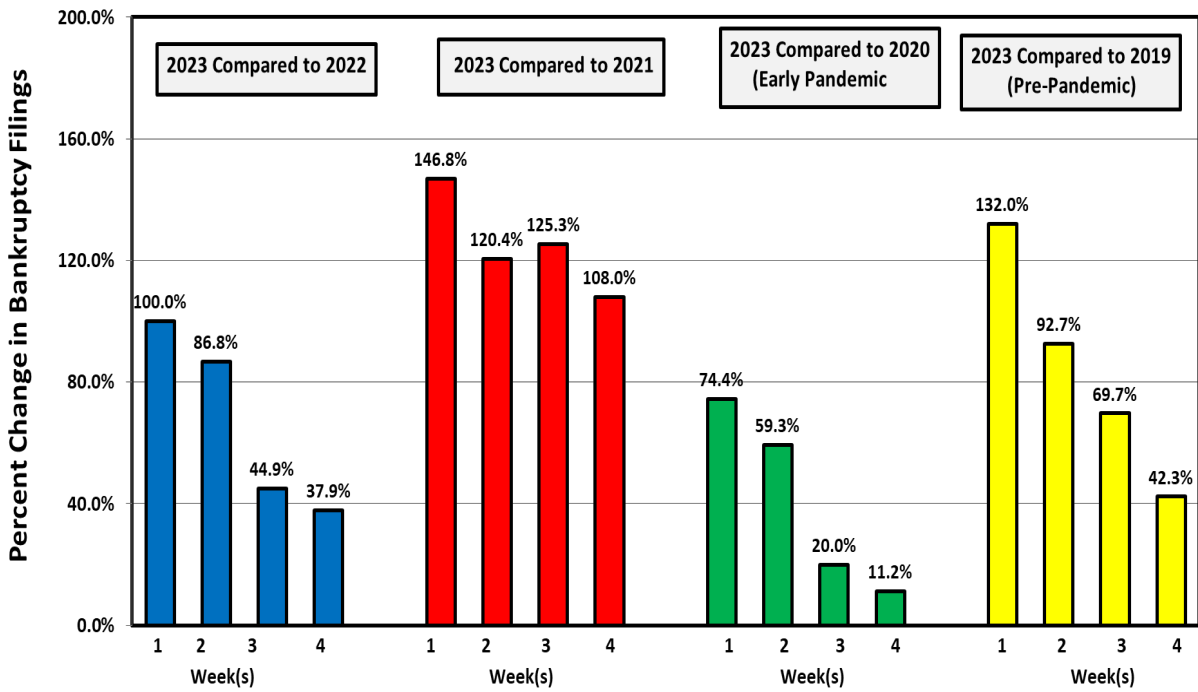
### Chapter 7 Filing Trends Percent Change From 2022, 2021, 2020 and 2019



Week Ending  
September 3

### Chapter 11 Filing Trends

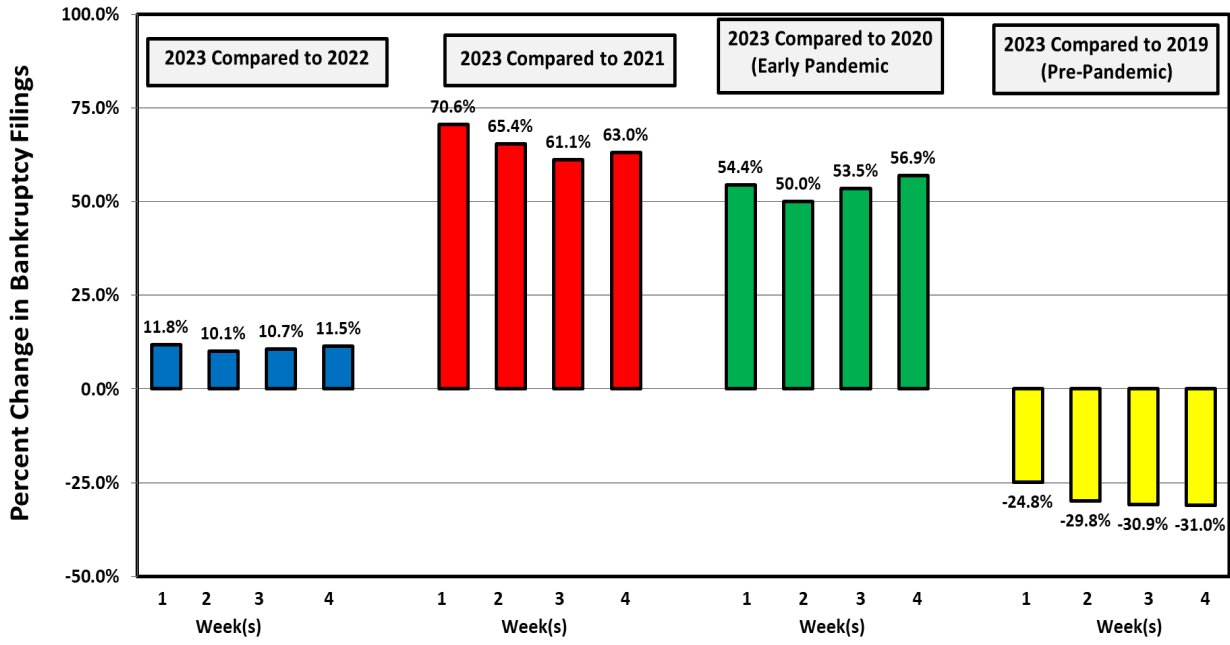
Percent Change From 2022, 2021, 2020 and 2019



Week Ending  
September 3

### Chapter 13 Filing Trends

Percent Change From 2022, 2021, 2020 and 2019



## Chapter 11 Cases

The 232 total chapter 11 cases filed during the week were about double the weekly average for 2023 and the third-highest weekly total in the last two years. However, almost 60 percent of the filings were related filings by corporate subsidiaries.

Types of Chapter 11 Cases Filed					
	August 28 - September 3				
	2023	2022	2021	2020	2019
<b>Total Filed</b>	<b>232</b>	<b>116</b>	<b>94</b>	<b>133</b>	<b>100</b>
<b>Solo Cases</b>	<b>81</b>	<b>70</b>	<b>66</b>	<b>72</b>	<b>75</b>
<b>Parent Cases</b>	<b>14</b>	<b>9</b>	<b>5</b>	<b>12</b>	<b>8</b>
<b>Child Cases</b>	<b>137</b>	<b>37</b>	<b>23</b>	<b>49</b>	<b>17</b>
<b>Filed By Individuals</b>	<b>11</b>	<b>21</b>	<b>18</b>	<b>27</b>	<b>24</b>
<b>Subchapter V Cases</b>	<b>52</b>	<b>46</b>	<b>35</b>	<b>36</b>	<b>N/A</b>

There were three large or notable chapter 11 cases filed during the week, including a second filing by Mallinckrodt (the first case was filed in October 2020).

Notable Case Filings August 28 - September 3, 2023				
Company Name	Industry	Date Filed	Court of Filing	Number of Related Cases
Mallinckrodt plc	Drugmaker	8/28/2023	Delaware	60
AN Global LLC	IT services	8/28/2023	Delaware	26
Sunland Medical Foundation	Hospital	8/29/2023	Texas Northern	1

See ABI's Newsroom for news of the latest filings, and other news of interest to bankruptcy professionals, at [www.abi.org](http://www.abi.org).