

Weekly Bankruptcy Analysis

August 21-27, 2023

Written by:

Ed Flynn¹

American Bankruptcy Institute; Alexandria, Va.

The 9,076 bankruptcy cases filed last week were well above the number of filings during the same week in both 2021 and 2022. Bankruptcy filings are now about 60 percent as high as they were pre-pandemic.

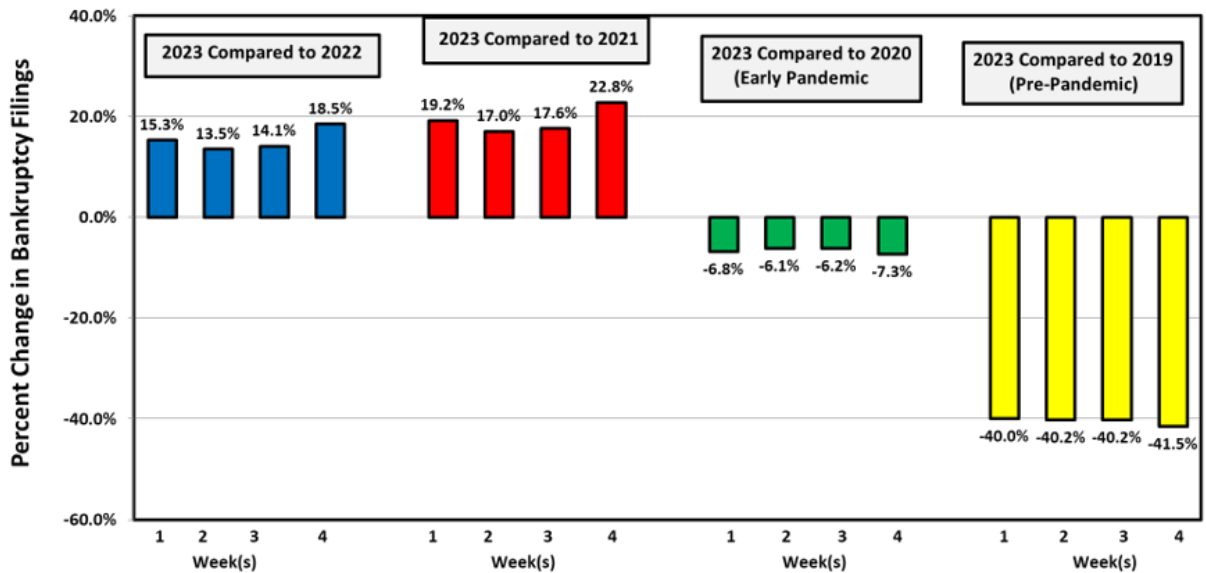
Bankruptcy Filings August 21 - 27					
Type of Case	Number Filed	Percent Change From Same Week Last Four Years			
	2023	2022	2021	2020	2019
Total	9,076	15.3%	19.2%	-6.8%	-40.0%
- Chapter 7	5,396	19.7%	1.6%	-24.9%	-43.4%
- Chapter 11	136	67.9%	86.3%	38.8%	49.5%
- Chapter 13	3,544	8.0%	59.1%	44.8%	-35.4%
- Other Cases*	0	-100.0%	-100.0%	-100.0%	-100.0%
<i>* Chapters 9, 12 and 15</i>					

The following charts show recent weekly filing trends by chapter compared to the same week during the last four years.

¹ Ed Flynn is a consultant with ABI. He previously worked for more than 30 years at the Executive Office for U.S. Trustees and the Administrative Office of the U.S. Courts.

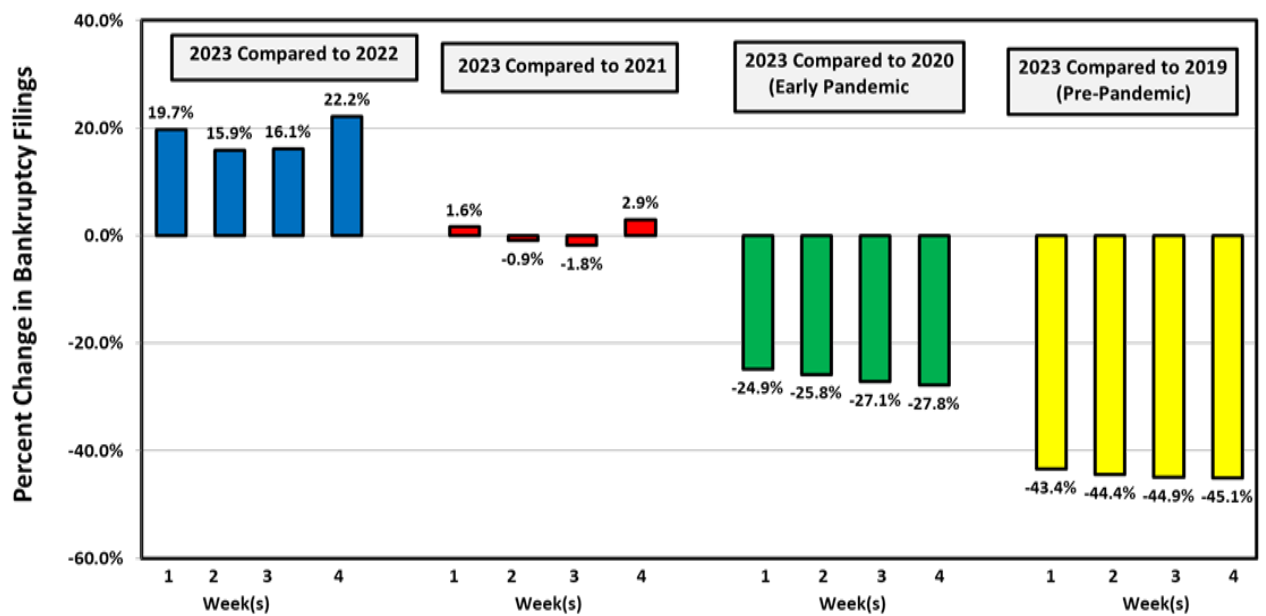
Week Ending
August 27

Bankruptcy Filing Trends (All Chapters) Percent Change From 2022, 2021, 2020 and 2019



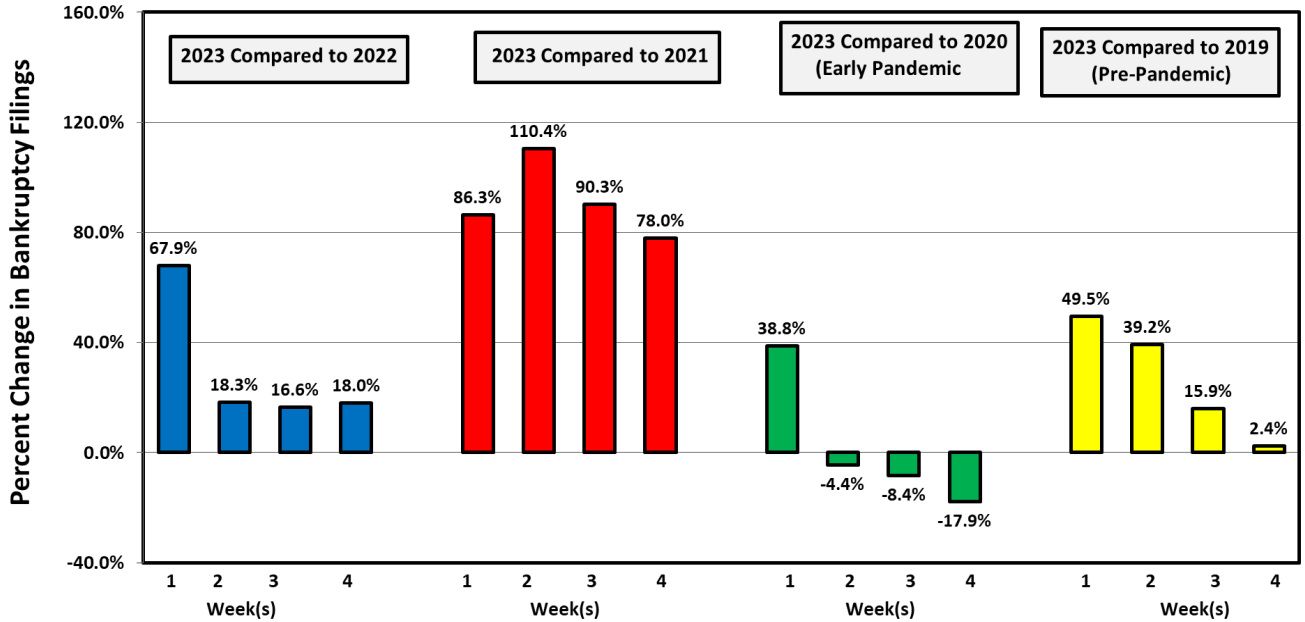
Week Ending
August 27

Chapter 7 Filing Trends Percent Change From 2022, 2021, 2020 and 2019



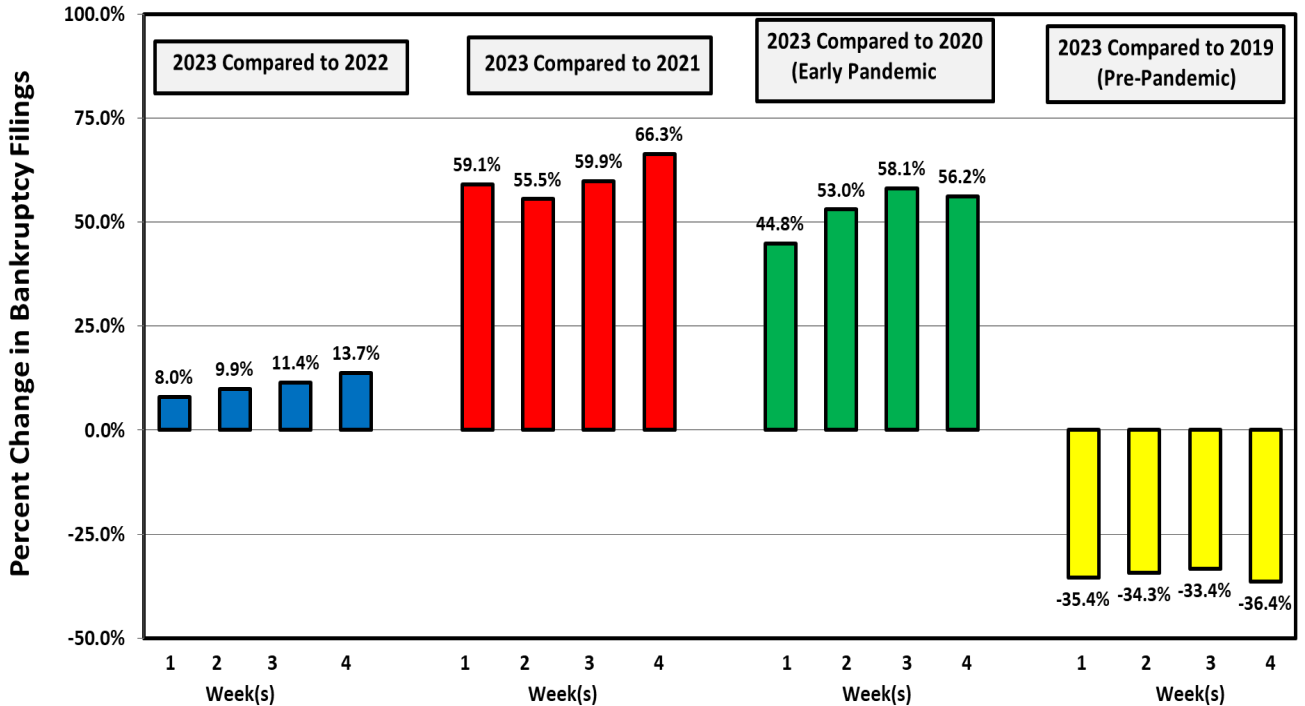
Week Ending
August 27

Chapter 11 Filing Trends Percent Change From 2022, 2021, 2020 and 2019



Week Ending
August 27

Chapter 13 Filing Trends Percent Change From 2022, 2021, 2020 and 2019



Chapter 11 Cases

The total number of chapter 11 cases filed during the week (136) was higher than during the same week each of the last four years. So far in 2023, chapter 11 filings are up by more than 50 percent over the same period in 2022.

Types of Chapter 11 Cases Filed					
	August 21 - 27				
	2023	2022	2021	2020	2019
Total Filed	136	81	73	98	91
Solo Cases	90	61	43	61	66
Parent Cases	8	4	6	7	8
Child Cases	38	16	24	30	17
Filed By Individuals	15	24	18	19	20
Subchapter V Cases	51	28	21	34	N/A

There were four large or notable chapter 11 cases filed during the week.

Notable Case Filings August 21 - 27, 2023				
Company Name	Industry	Date Filed	Court of Filing	Number of Related Cases
Clean Beauty Collaborative, Inc.	Health & beauty products	8/21/2023	Delaware	2
Archdiocese of San Francisco	Roman Catholic archdiocese	8/21/2023	California Northern	0
Orbital Infrastructure, Inc.	Diversified infrastructure services	8/23/2023	Texas Southern	4
Pegasus Home Fashions, Inc.	Pillow maker	8/24/2023	Delaware	3

The filing by the Archdiocese of San Francisco was the 35th chapter 11 case filed as a result of clergy abuse. This includes seven archdioceses, 25 dioceses and three religious orders. (An archdiocese is generally larger than a diocese and is headed by an archbishop.) About half of the cases have been filed in New York (seven), Minnesota (six) and California (five).

See ABI's Newsroom for news of the latest filings, and other news of interest to bankruptcy professionals, at www.abi.org.