

# Weekly Bankruptcy Analysis

## January 1-7, 2024

Written by:  
Ed Flynn<sup>1</sup>

American Bankruptcy Institute; Alexandria, Va.

Bankruptcy filings are always quite low during New Year's week, and last week was no exception. The 5,386 bankruptcy cases filed last week reflected the lowest weekly total since the first week of 2023.

| Bankruptcy Filings - January 1 - 7 |              |   |        |        |        |
|------------------------------------|--------------|---|--------|--------|--------|
| Type of Case                       | Number Filed | Percent Change From Same Week Last Four Years |        |        |        |
|                                    | 2024         | 2023  | 2022   | 2021   | 2020   |
| <b>Total</b>                       | 5,386        | 3.0%  | 4.8%   | 10.7%  | -42.0% |
| - Chapter 7                        | 2,662        | 6.6%  | -0.4%  | -15.0% | -40.3% |
| - Chapter 11                       | 148          | 105.6%  | 127.7% | 120.9% | 29.8%  |
| - Chapter 13                       | 2,574        | -3.2%   | 7.7%   | 55.3%  | -45.3% |
| - Other Cases*                     | 2            | N/A   | -77.8% | -80.0% | -80.0% |
| * Chapters 9, 12 and 15            |              |   |        |        |        |

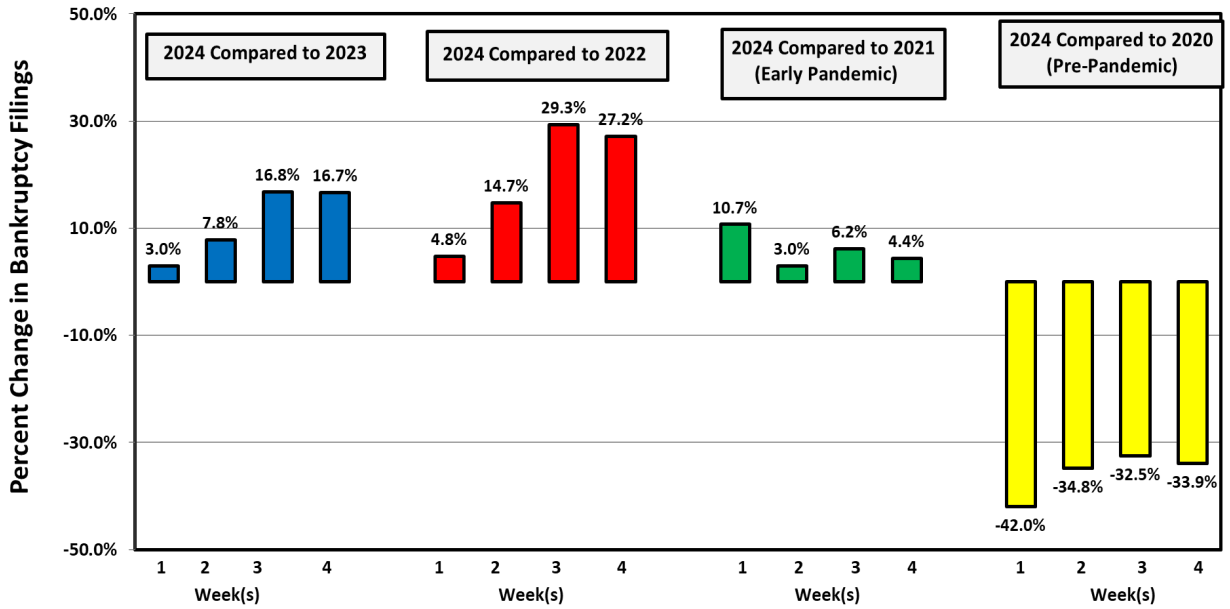
On New Year's Day, there were 198 chapter 13 cases filed nationwide. More than two-thirds of these cases were filed in either Georgia or Texas. All foreclosure sales in Texas and Georgia are held on the first Tuesday of each month, and chapter 13 filings spike in these two states on the day before.

The following charts show recent weekly filing trends by chapter compared to the same week during the last four years.

<sup>1</sup> Ed Flynn is a consultant with ABI. He previously worked for more than 30 years at the Executive Office for U.S. Trustees and the Administrative Office of the U.S. Courts.

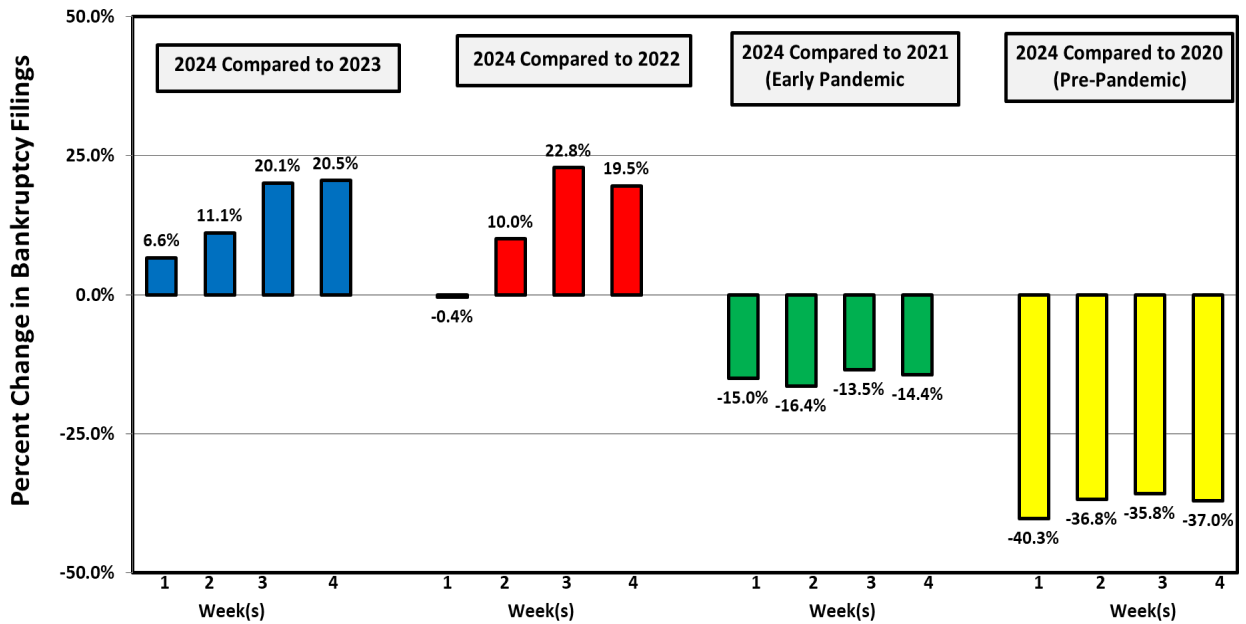
Week Ending  
January 7

### Bankruptcy Filing Trends (All Chapters) Percent Change From 2023, 2022, 2021 and 2020



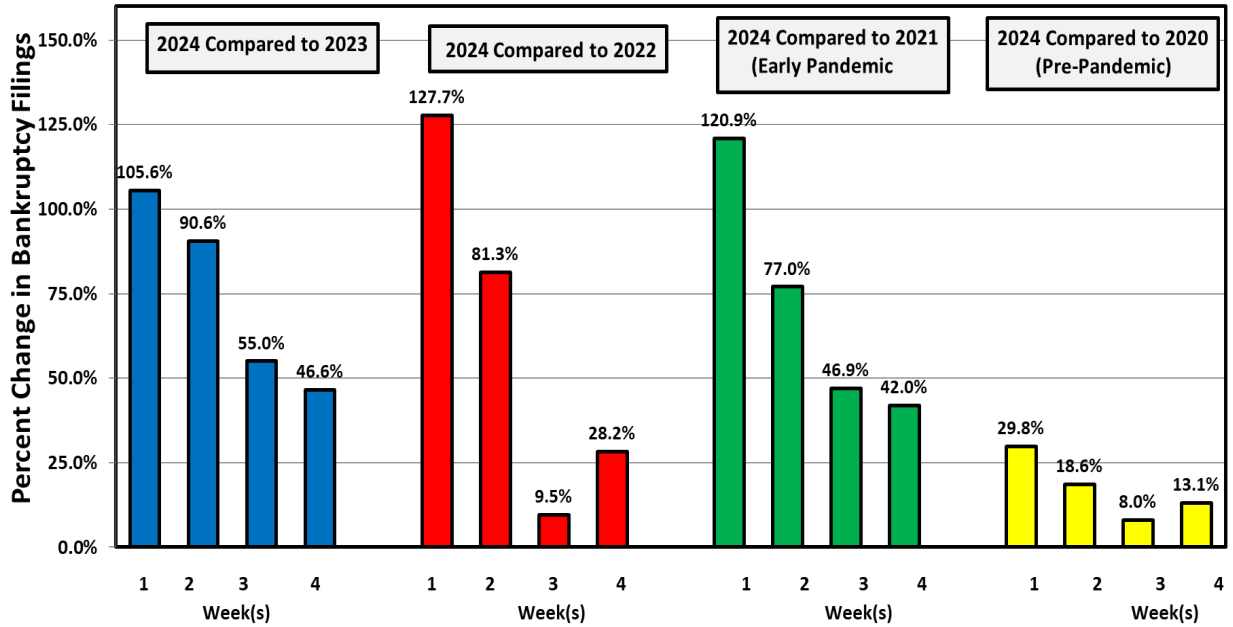
Week Ending  
January 7

### Chapter 7 Filing Trends Percent Change From 2023, 2022, 2021 and 2020



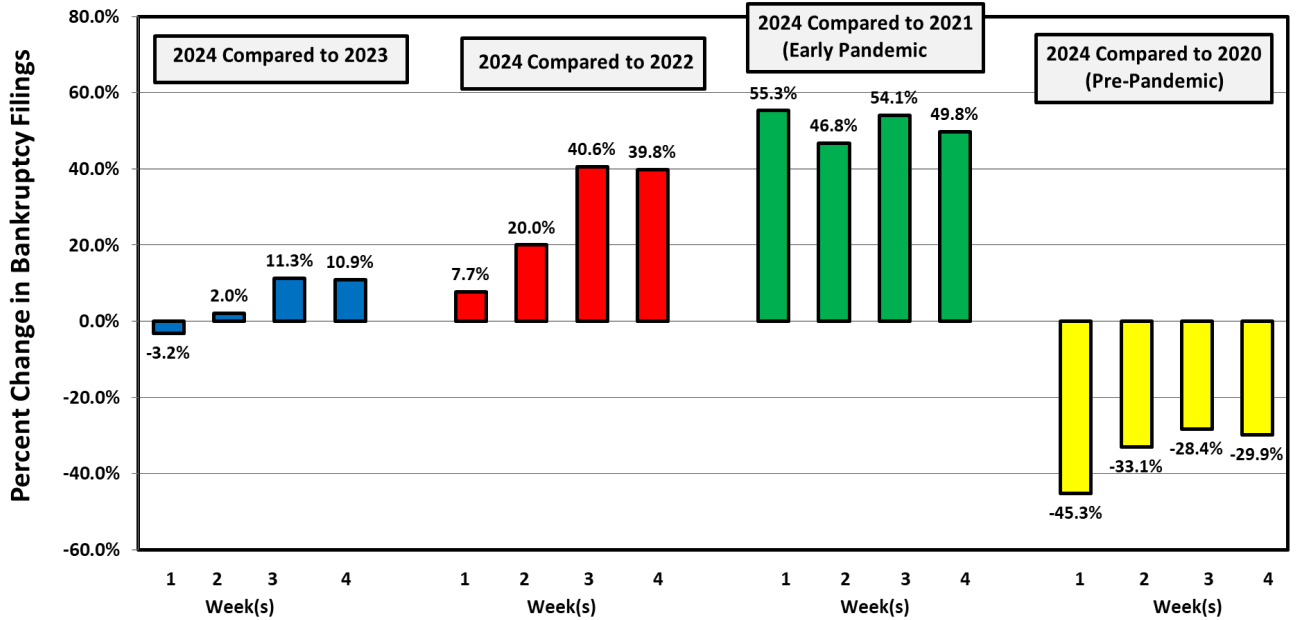
Week Ending  
January 7

### Chapter 11 Filing Trends Percent Change From 2023, 2022, 2021 and 2020



Week Ending  
January 7

### Chapter 13 Filing Trends Percent Change From 2023, 2022, 2021 and 2020



## Chapter 11 Cases

The 148 chapter 11 cases filed last week were more than double the number filed during the first week of 2021, 2022 and 2023. Excluding related filings by corporate subsidiaries, filings were still well above the same week the last three years, and about the same as were filed during the first week of 2020 (pre-pandemic).

| Types of Chapter 11 Cases Filed    |               |           |           |           |            |
|------------------------------------|---------------|-----------|-----------|-----------|------------|
|                                    | January 1 - 7 |           |           |           |            |
|                                    | 2024          | 2023      | 2022      | 2021      | 2020       |
| <b>Total Filed</b>                 | <b>148</b>    | <b>72</b> | <b>65</b> | <b>67</b> | <b>114</b> |
| <b>Solo Cases</b>                  | <b>73</b>     | <b>58</b> | <b>59</b> | <b>51</b> | <b>77</b>  |
| <b>Parent Cases</b>                | <b>12</b>     | <b>4</b>  | <b>2</b>  | <b>5</b>  | <b>7</b>   |
| <b>Child Cases</b>                 | <b>63</b>     | <b>10</b> | <b>4</b>  | <b>11</b> | <b>30</b>  |
| <b><i>Filed By Individuals</i></b> | <b>19</b>     | <b>18</b> | <b>24</b> | <b>21</b> | <b>22</b>  |
| <b>Subchapter V Cases</b>          | <b>36</b>     | <b>28</b> | <b>23</b> | <b>17</b> | <b>N/A</b> |

Two large or notable chapter 11 cases were filed during the week – both on January 7.

| Notable Chapter 11 Case Filings January 1 - 7, 2024 |  |            |                   |                         |
|---|--|------------|-------------------|-------------------------|
| Company Name  | Industry                                 | Date Filed | Court of Filing   | Number of Related Cases |
| Audacy, Inc.  | Radio broadcaster                        | 1/7/2024   | Texas Southern    | 47                      |
| Hudson 888 Owner LLC                                | Chinese real estate developer subsidiary | 1/7/2024   | New York Southern | 1                       |

See ABI's Newsroom for news of the latest filings, and other news of interest to bankruptcy professionals, at [www.abi.org](http://www.abi.org).