

# Weekly Bankruptcy Analysis

## January 29-February 4, 2024

*Written by:*

*Ed Flynn<sup>1</sup>*

*American Bankruptcy Institute; Alexandria, Va.*

The 10,724 bankruptcy cases filed last week were well above the number of filings during the same week during each of the last three years. However, bankruptcy filings remain well below pre-pandemic levels.

<b>Bankruptcy Filings - January 29 - February 4</b>					
Type of Case	Number Filed	Percent Change From Same Week Last Four Years			
	2024	2023	2022	2021	2020
<b>Total</b>	<b>10,724</b>	<b>22.8%</b>	<b>50.3%</b>	<b>12.8%</b>	<b>-36.5%</b>
- Chapter 7	6,321	28.3%	50.6%	-2.3%	-36.3%
- Chapter 11	122	8.9%	71.8%	-61.5%	-15.3%
- Chapter 13	4,276	16.1%	49.2%	57.7%	-37.1%
- Other Cases*	5	-28.6%	66.7%	-50.0%	-61.5%

\* Chapters 9, 12 and 15

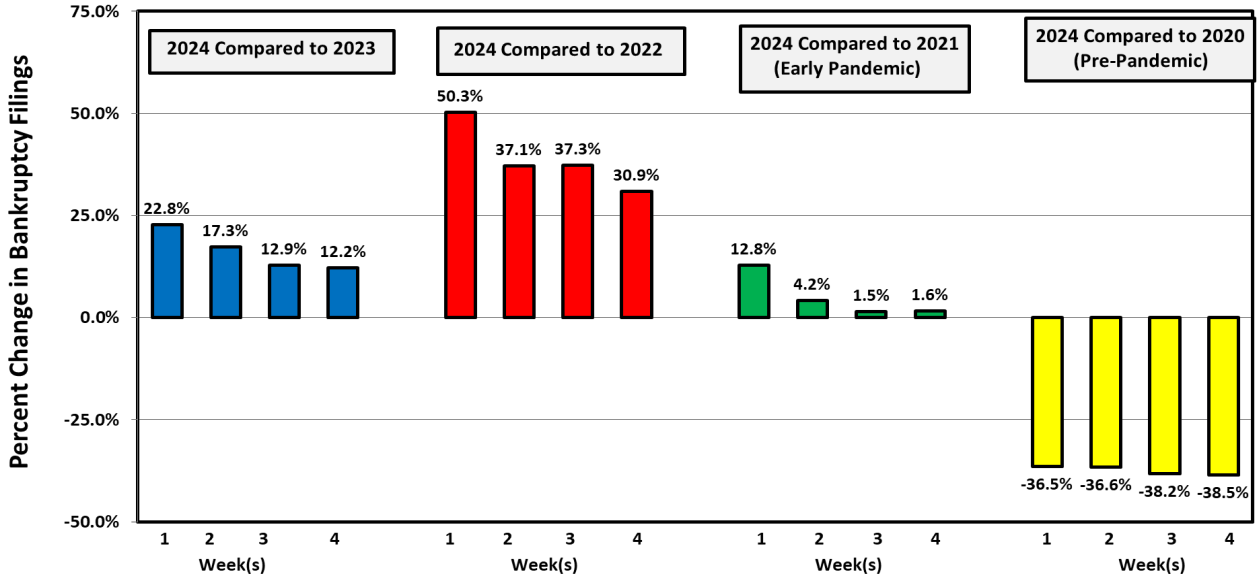
The following charts show recent weekly filing trends by chapter compared to the same week during the last four years.

---

<sup>1</sup> Ed Flynn is a consultant with ABI. He previously worked for more than 30 years at the Executive Office for U.S. Trustees and the Administrative Office of the U.S. Courts.

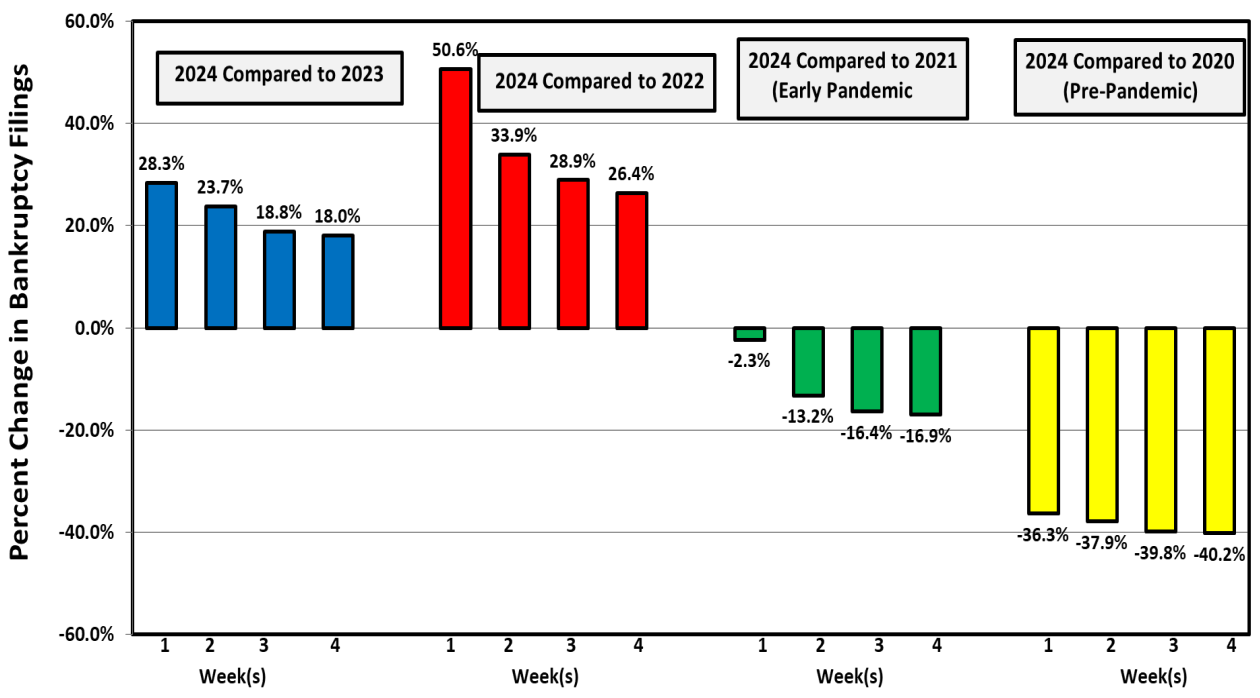
Week Ending February 4

### Bankruptcy Filing Trends (All Chapters) Percent Change From 2023, 2022, 2021 and 2020



Week Ending February 4

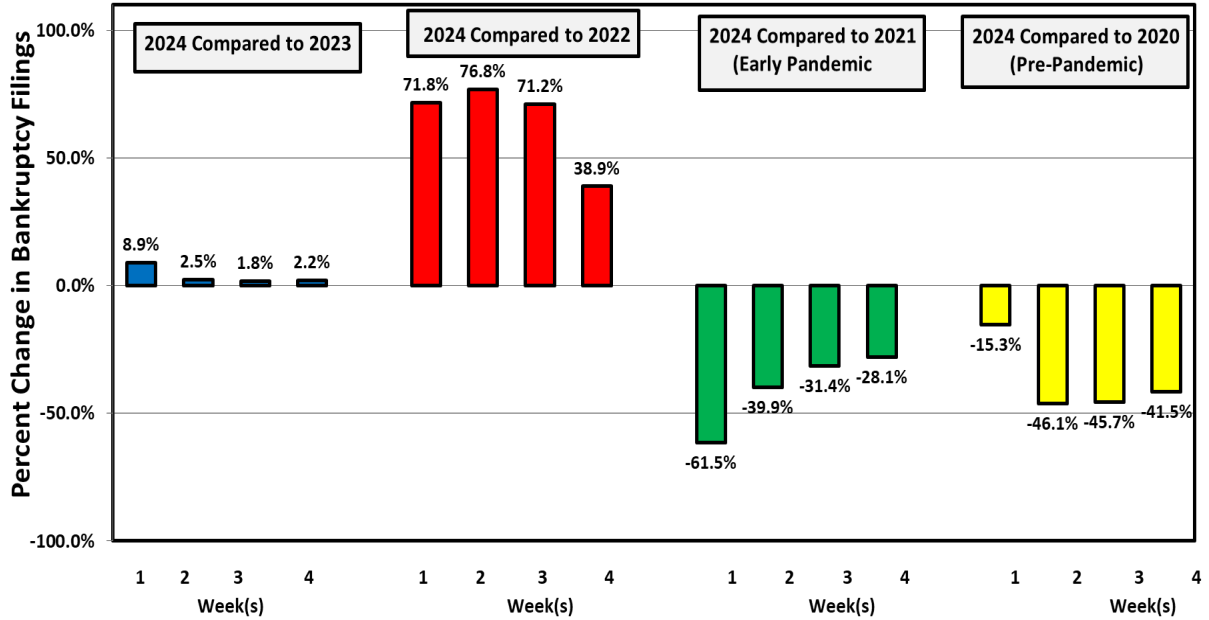
### Chapter 7 Filing Trends Percent Change From 2023, 2022, 2021 and 2020



Week Ending  
February 4

### Chapter 11 Filing Trends

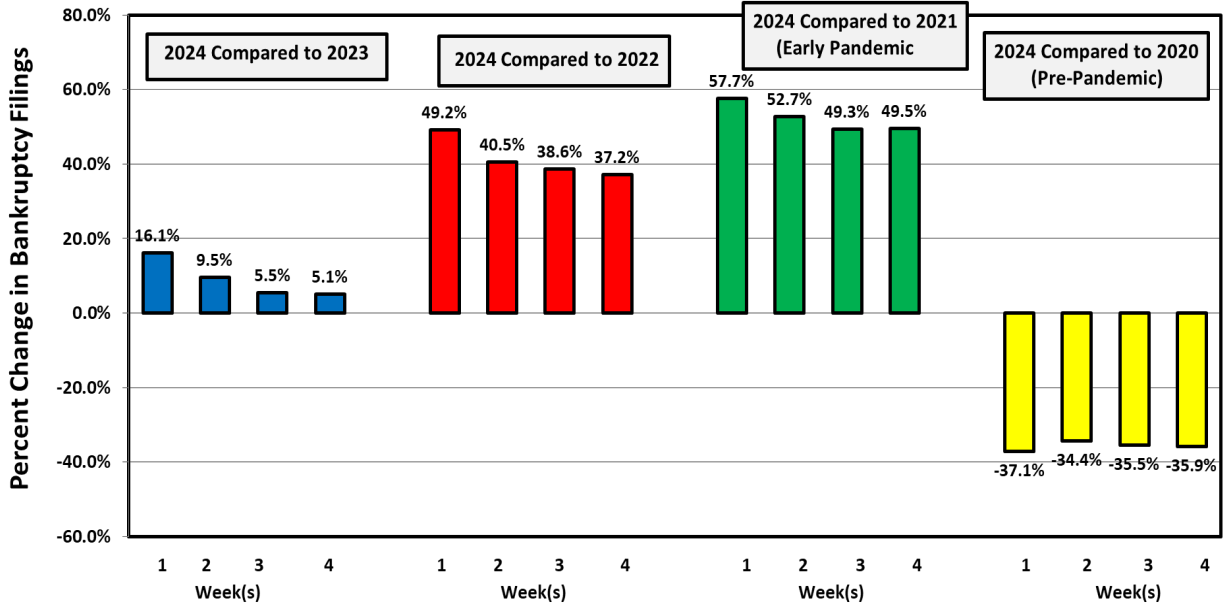
Percent Change From 2023, 2022, 2021 and 2020



Week Ending  
February 4

### Chapter 13 Filing Trends

Percent Change From 2023, 2022, 2021 and 2020



## Chapter 11 Cases

The 122 chapter 11 cases filed last week were above filings during the same week the last two years. Excluding related filings by corporate subsidiaries, filings were well above the number filed during the same week the last three years, but somewhat below pre-pandemic levels.

Types of Chapter 11 Cases Filed					
	January 29 - February 4				
	2024	2023	2022	2021	2020
<b>Total Filed</b>	<b>122</b>	<b>112</b>	<b>71</b>	<b>317*</b>	<b>144</b>
Solo Cases	90	68	61	72	114
Parent Cases	7	9	5	6	11
Child Cases	25	35	5	239*	19
<i>Filed By Individuals</i>	14	19	28	22	34
<b>Subchapter V Cases</b>	<b>72</b>	<b>35</b>	<b>32</b>	<b>30</b>	<b>N/A</b>
<i>* This includes 213 cases related to the filing by workspace provider Knotel, Inc., on January 31, 2021</i>					

Four large or notable chapter 11 cases were filed during the week, all of which were filed in Delaware.

Notable Chapter 11 Case Filings January 29 - February 4, 2024				
Company Name	Industry	Date Filed	Court of Filing	Number of Related Cases
Restoration Forest Products, LLC	Arizona lumber company	1/29/2024	Delaware	3
BYJU's Alpa	Tech startup (India)	2/1/2024	Delaware	0
NanoString Technologies, Inc.	Biotechnology	2/4/2024	Delaware	4
Cano Health, Inc.	Primary care provider	2/4/2024	Delaware	47*
<i>* Cano Health filed on 2/4/2024. Most of the additional filings related to this case were filed on 2/5/2024.</i>				

See ABI's Newsroom for news of the latest filings, and other news of interest to bankruptcy professionals, at [www.abi.org](http://www.abi.org).