

# Weekly Bankruptcy Analysis

## January 2-8, 2023

*Written by:*

*Ed Flynn<sup>1</sup>*

*American Bankruptcy Institute; Alexandria, Va.*

Bankruptcy filings are always quite low around the Christmas and New Year’s holidays, and last week was no exception. In fact, the 2,412 chapter 7 cases filed last week represented the lowest weekly total since early 2006, shortly after the effective date of the Bankruptcy Abuse Prevention and Consumer Protection Act of 2005. Nearly three years after the onset of the pandemic, bankruptcy filings are only about half of pre-pandemic levels.

<b>Bankruptcy Filings January 2 - 8, 2023</b>				
<b>Type of Case</b>	<b>Number Filed</b>	<b>Percent Change From Same Week Last Three Years</b>		
		<b>2022</b>	<b>2021</b>	<b>2020</b>
<b>Total</b>	<b>5,094</b>	<b>-2.0%</b>	<b>-18.6%</b>	<b>-55.2%</b>
<b>- Chapter 7</b>	<b>2,412</b>	<b>-11.0%</b>	<b>-40.8%</b>	<b>-57.2%</b>
<b>- Chapter 11</b>	<b>69</b>	<b>11.3%</b>	<b>-13.8%</b>	<b>-48.9%</b>
<b>- Chapter 13</b>	<b>2,613</b>	<b>8.1%</b>	<b>25.0%</b>	<b>-53.3%</b>
<b>- Other Cases*</b>	<b>0</b>	<b>-100.0%</b>	<b>-100.0%</b>	<b>-100.0%</b>
<b>* Chapters 9, 12 and 15</b>				

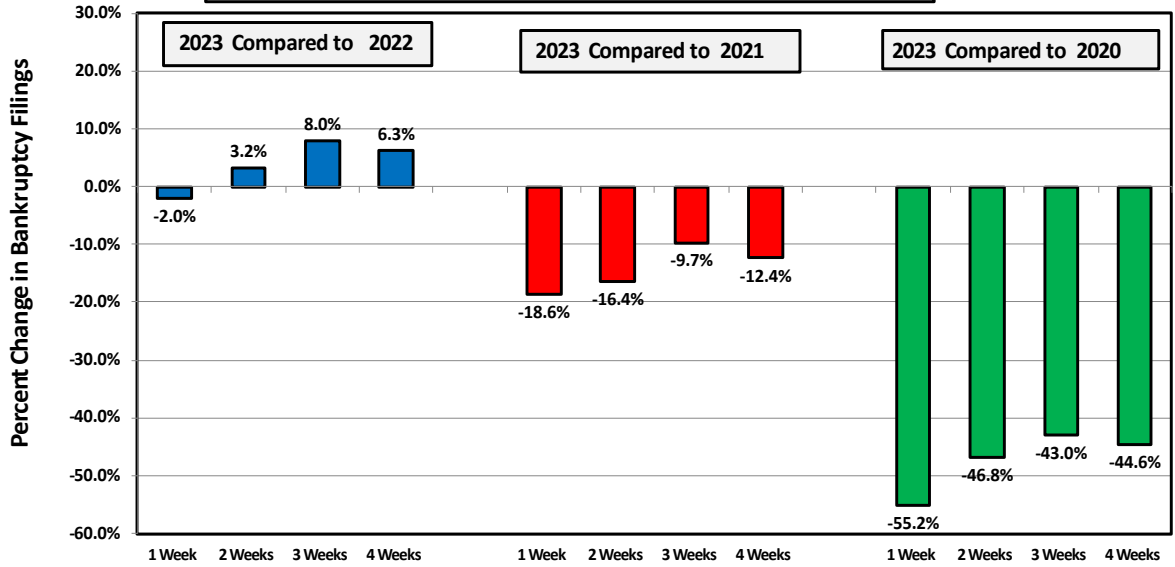
The following charts show recent weekly filing trends by chapter compared to 2022, 2021 and 2020.

---

<sup>1</sup> Ed Flynn is a consultant with ABI. He previously worked for more than 30 years at the Executive Office for U.S. Trustees and the Administrative Office of the U.S. Courts.

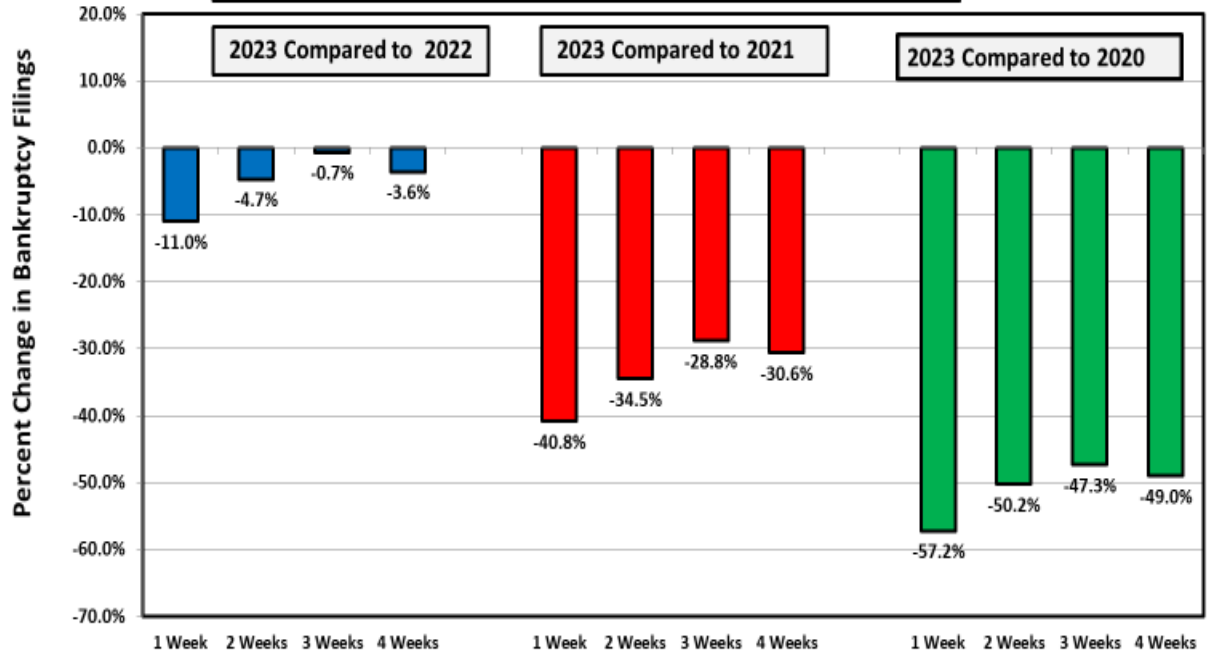
Week Ending  
January 8

### Bankruptcy Filing Trends (All Chapters) Percent Change From 2022, 2021, and 2020



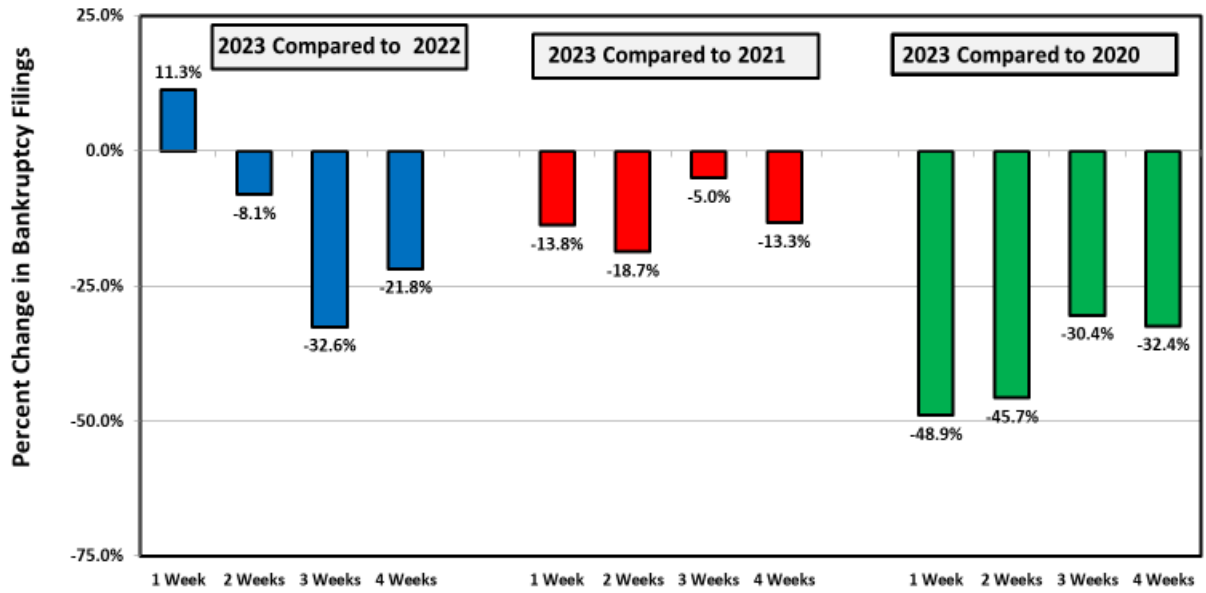
Week Ending  
January 8

### Chapter 7 Filing Trends Percent Change From 2022, 2021, and 2020



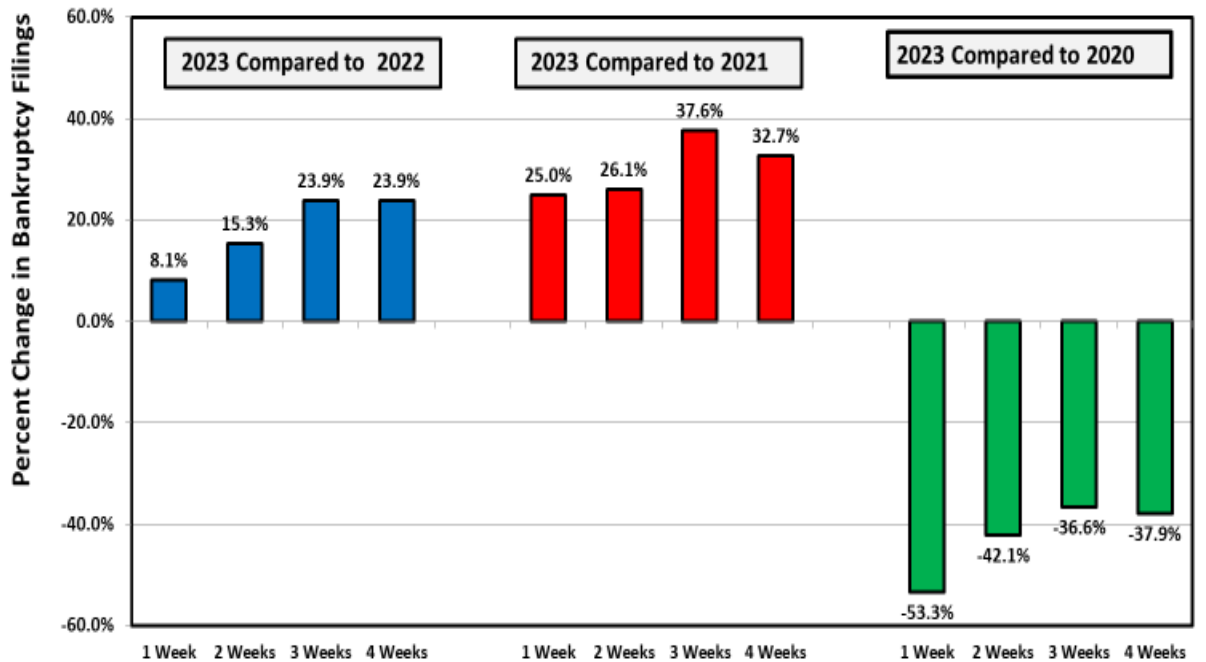
Week Ending  
January 8

### Chapter 11 Filing Trends Percent Change From 2022, 2021, and 2020



Week Ending  
January 8

### Chapter 13 Filing Trends Percent Change From 2022, 2021, and 2020



## Chapter 11 Cases

The 69 chapter 11 cases filed last week were a slight increase from the same week last year, but only about half the number of filings that occurred during the first week of 2020. The number of chapter 11 small business debtors that choose to proceed under subchapter V have increased from the prior year nearly every week since August 2022. There were no particularly large or notable chapter 11 cases filed during the week.

<b>Types of Chapter 11 Cases Filed</b>				
	<b>January 2 - 8</b>			
	<b>2023</b>	<b>2022</b>	<b>2021</b>	<b>2020</b>
<b>Total Filed</b>	<b>69</b>	<b>62</b>	<b>80</b>	<b>135</b>
<b>Solo Cases</b>	<b>56</b>	<b>56</b>	<b>66</b>	<b>101</b>
<b>Parent Cases</b>	<b>4</b>	<b>2</b>	<b>4</b>	<b>6</b>
<b>Child Cases</b>	<b>9</b>	<b>4</b>	<b>0</b>	<b>28</b>
<b><i>Filed By Individuals</i></b>	<b>15</b>	<b>22</b>	<b>27</b>	<b>33</b>
<b>Subchapter V Cases</b>	<b>29</b>	<b>21</b>	<b>20</b>	<b>N/A</b>

See ABI's Newsroom for news of the latest filings, and other news of interest to bankruptcy professionals, at [www.abi.org](http://www.abi.org).