

Weekly Bankruptcy Analysis

July 10-16, 2023

*Written by:
Ed Flynn¹*

American Bankruptcy Institute; Alexandria, Va.

The 8,063 bankruptcy cases filed last week were higher than the number of filings during the same week in both 2021 and 2022. Bankruptcy filings are now approaching the number filed in 2020 (early in the pandemic) but are still down sharply from pre-pandemic levels.

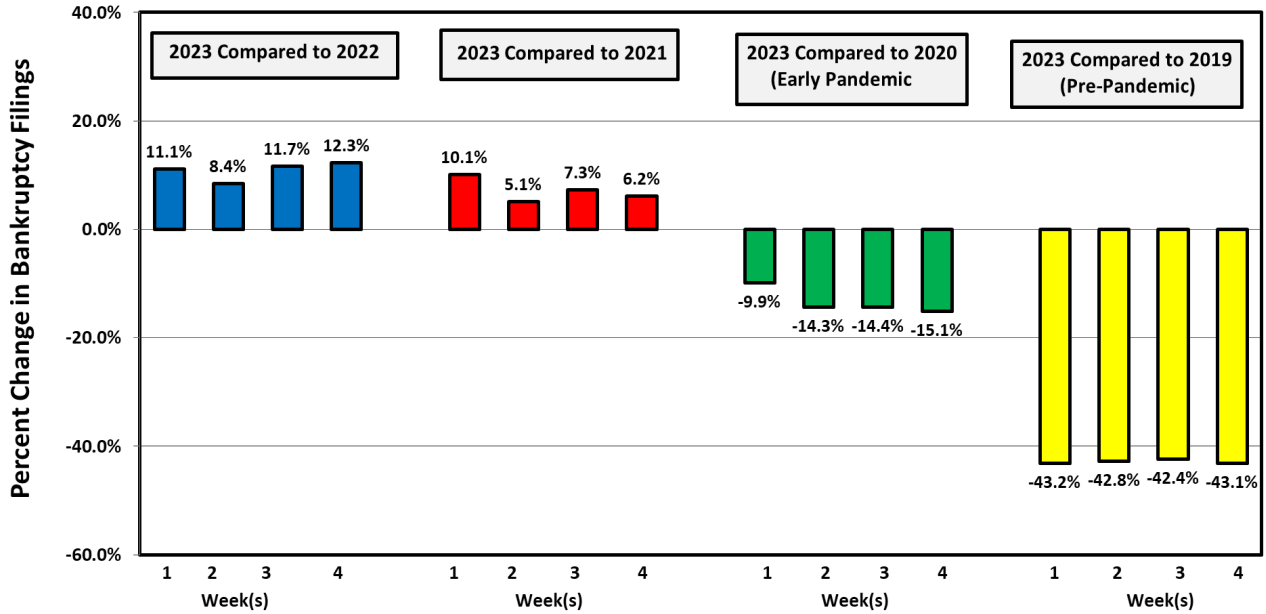
Bankruptcy Filings July 10 - 16, 2023					
Type of Case	Number Filed	Percent Change From Same Week Last Four Years			
	2023	2022	2021	2020	2019
Total	8,063	11.1%	10.1%	-9.9%	-43.2%
- Chapter 7	4,631	10.6%	-9.6%	-31.3%	-47.4%
- Chapter 11	84	21.7%	12.0%	-42.1%	-37.8%
- Chapter 13	3,345	11.7%	57.4%	64.3%	-36.3%
- Other Cases*	3	-57.1%	-25.0%	-84.2%	-78.6%
* Chapters 9, 12 and 15					

The following charts show recent weekly filing trends by chapter compared to the same week during the last four years.

¹ Ed Flynn is a consultant with ABI. He previously worked for more than 30 years at the Executive Office for U.S. Trustees and the Administrative Office of the U.S. Courts.

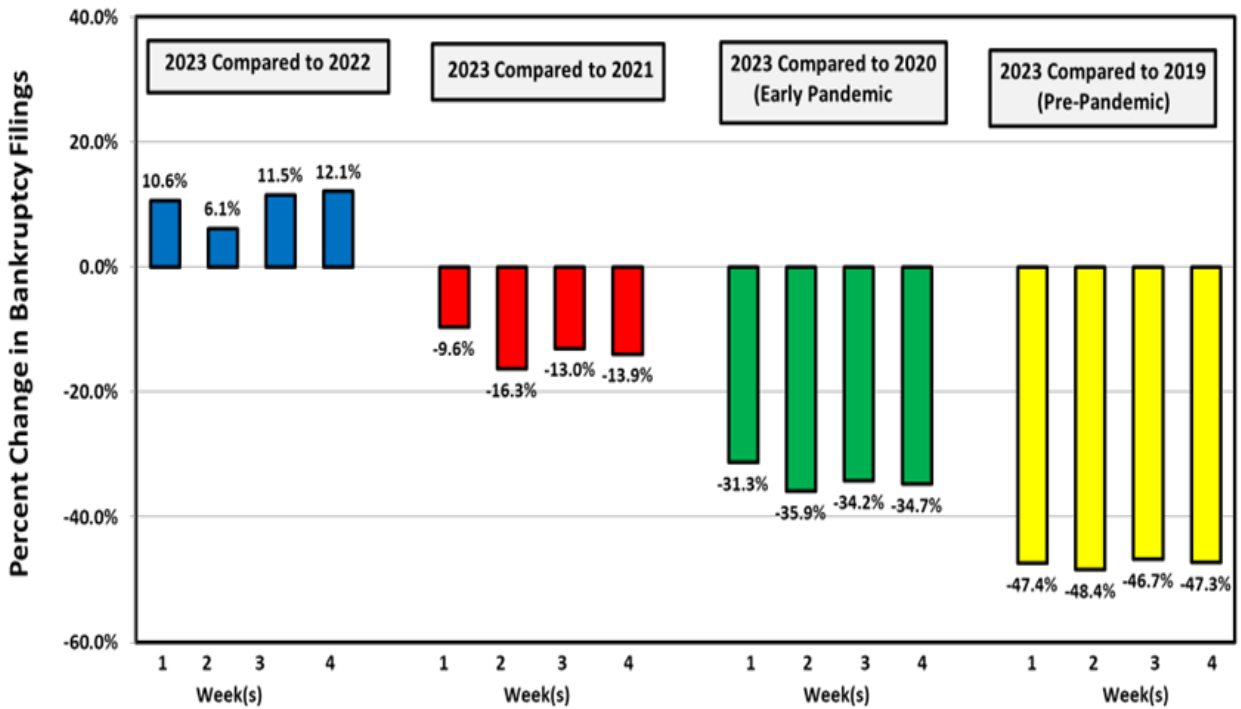
Week Ending
July 16

Bankruptcy Filing Trends (All Chapters) Percent Change From 2022, 2021, 2020 and 2019



Week Ending
July 16

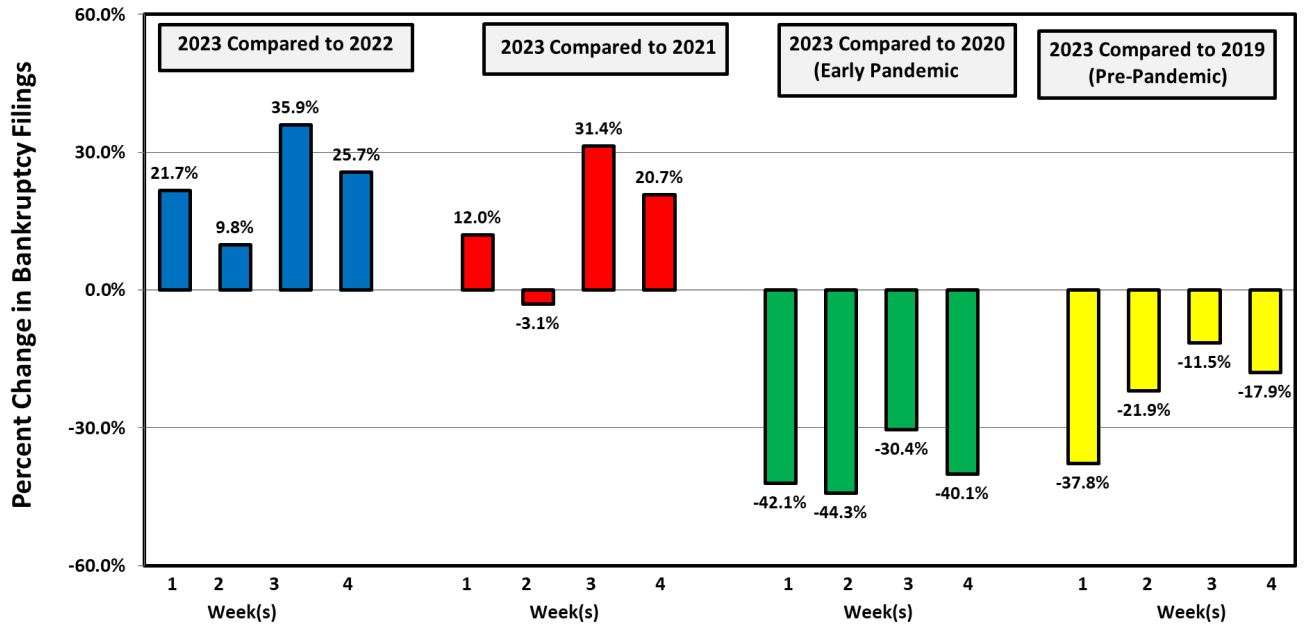
Chapter 7 Filing Trends Percent Change From 2022, 2021, 2020 and 2019



Week Ending
July 16

Chapter 11 Filing Trends

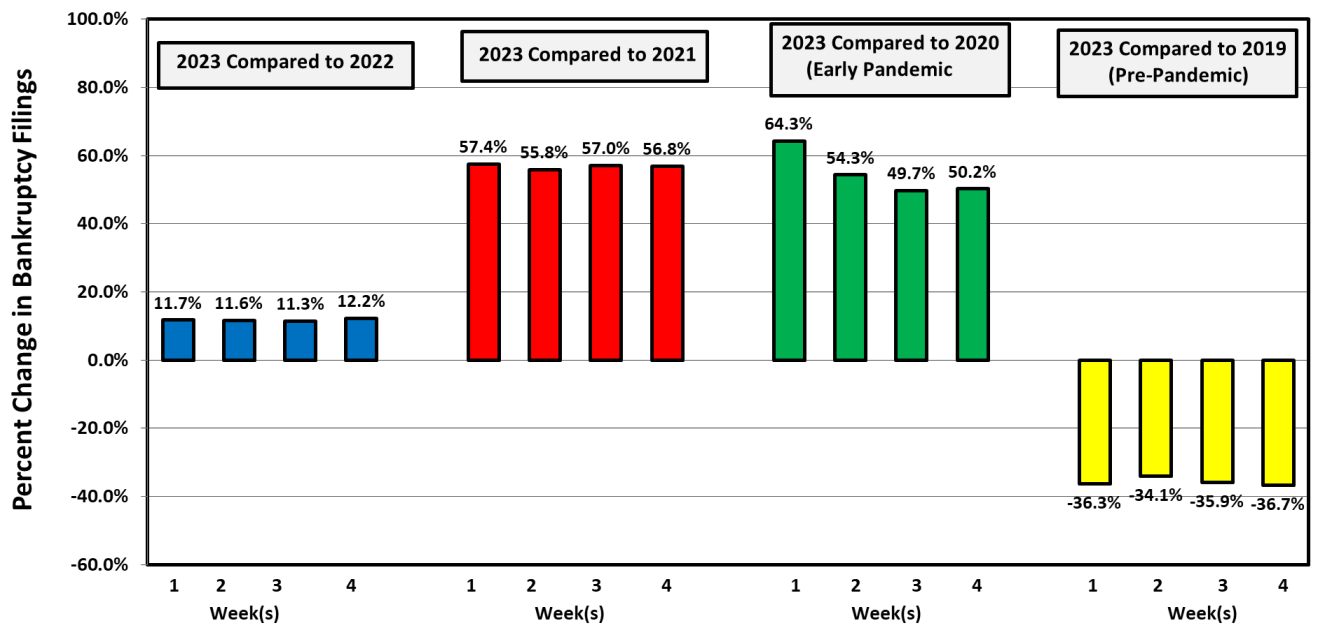
Percent Change From 2022, 2021, 2020 and 2019



Week Ending
July 16

Chapter 13 Filing Trends

Percent Change From 2022, 2021, 2020 and 2019



Chapter 11 Cases

Chapter 11 filings were also up from the same week during the last two years. Nearly half of the filings last week were small business cases in which the debtor chose to proceed under

subchapter V. So far in 2023, chapter 11 filings are up about 55 percent from the same period in 2022.

The sole large or notable chapter 11 filing last week involved cancer radiation therapy system-maker ViewRay Inc., which filed in the District of Delaware on July 16 along with one corporate affiliate.

Types of Chapter 11 Cases Filed					
	July 10 - 16				
	2023	2022	2021	2020	2019
Total Filed	84	69	75	145	135
Solo Cases	57	46	56	73	76
Parent Cases	9	5	6	10	16
Child Cases	18	18	13	62	43
<i>Filed By Individuals</i>	19	16	21	21	32
Subchapter V Cases	40	18	27	36	N/A

See ABI's Newsroom for news of the latest filings, and other news of interest to bankruptcy professionals, at www.abi.org.