

# Weekly Bankruptcy Analysis

## July 17-23, 2023

*Written by:*

*Ed Flynn<sup>1</sup>*

*American Bankruptcy Institute; Alexandria, Va.*

The 8,577 bankruptcy cases filed last week were higher than the number of filings during the same week in both 2021 and 2022. Bankruptcy filings are now approaching the number filed in 2020 (early in the pandemic) but are still down sharply from pre-pandemic levels.

<b>Bankruptcy Filings July 17 - 23, 2023</b>					
Type of Case	Number Filed	Percent Change From Same Week Last Four Years			
	2023	2022	2021	2020	2019
<b>Total</b>	<b>8,577</b>	<b>12.4%</b>	<b>13.2%</b>	<b>-12.0%</b>	<b>-41.0%</b>
- Chapter 7	5,012	13.6%	-6.8%	-30.5%	-45.6%
- Chapter 11	103	77.6%	80.7%	-55.4%	-30.4%
- Chapter 13	3,435	8.6%	60.4%	49.7%	-33.6%
- Other Cases*	27	2600.0%	350.0%	125.0%	350.0%
<i>* Chapters 9, 12 and 15</i>					

Other cases filed during the week included 27 chapter 15 cases filed in the Northern district of Georgia by Bron Media Holdings, a Canadian movie finance and production company.

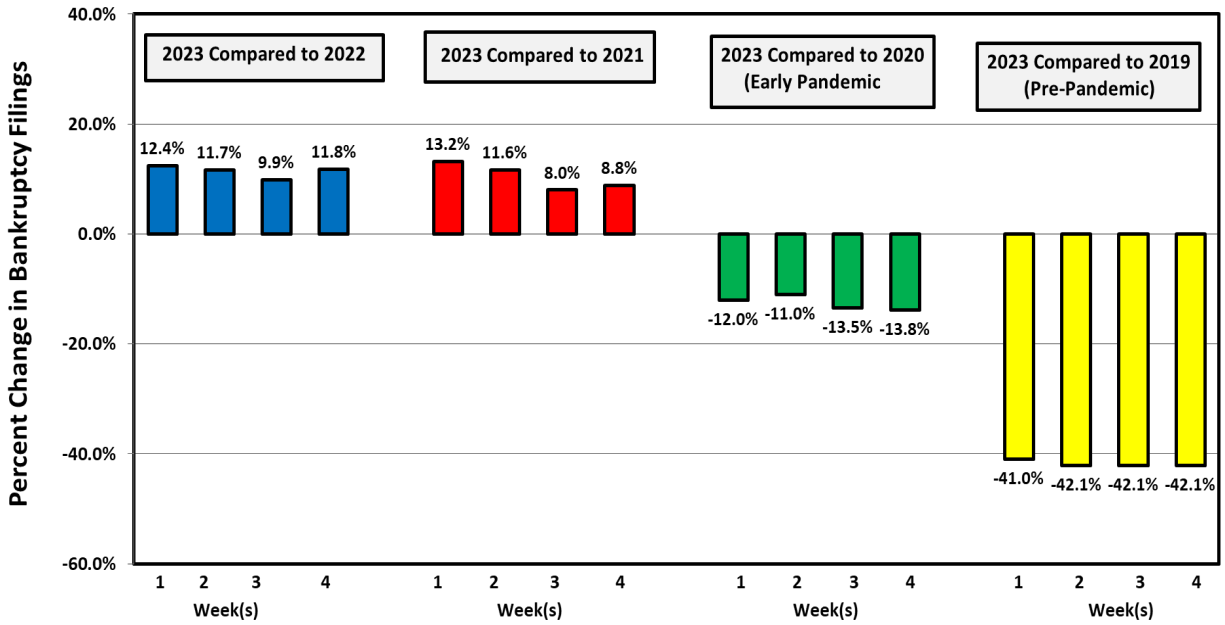
The following charts show recent weekly filing trends by chapter compared to the same week during the last four years.

---

<sup>1</sup> Ed Flynn is a consultant with ABI. He previously worked for more than 30 years at the Executive Office for U.S. Trustees and the Administrative Office of the U.S. Courts.

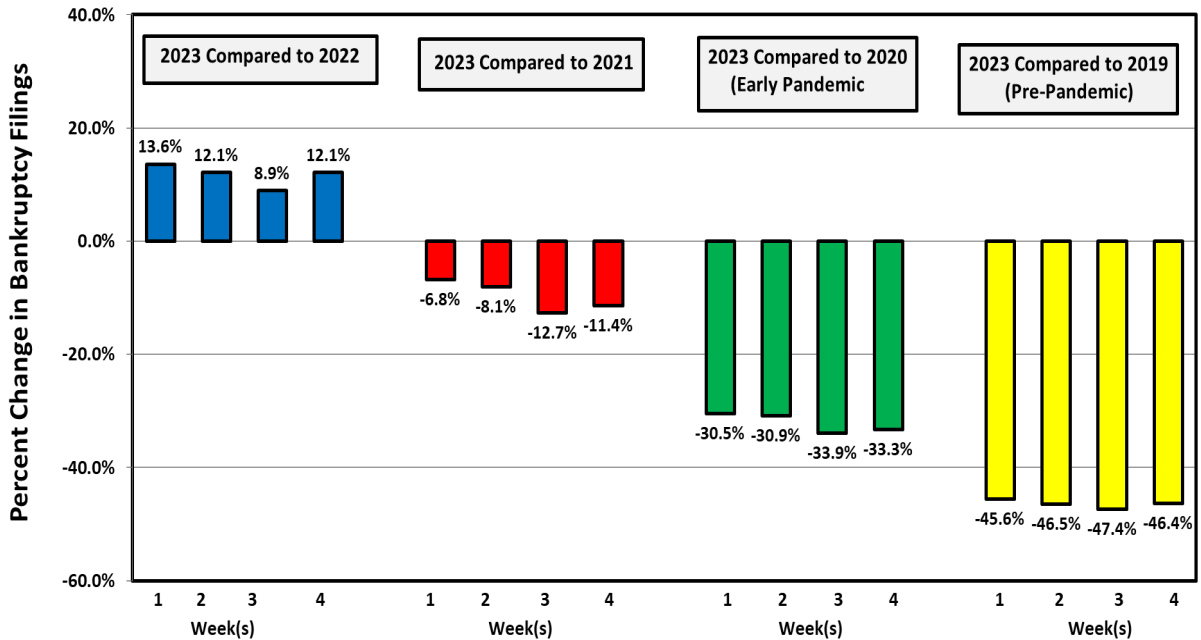
Week Ending  
July 23

### Bankruptcy Filing Trends (All Chapters) Percent Change From 2022, 2021, 2020 and 2019



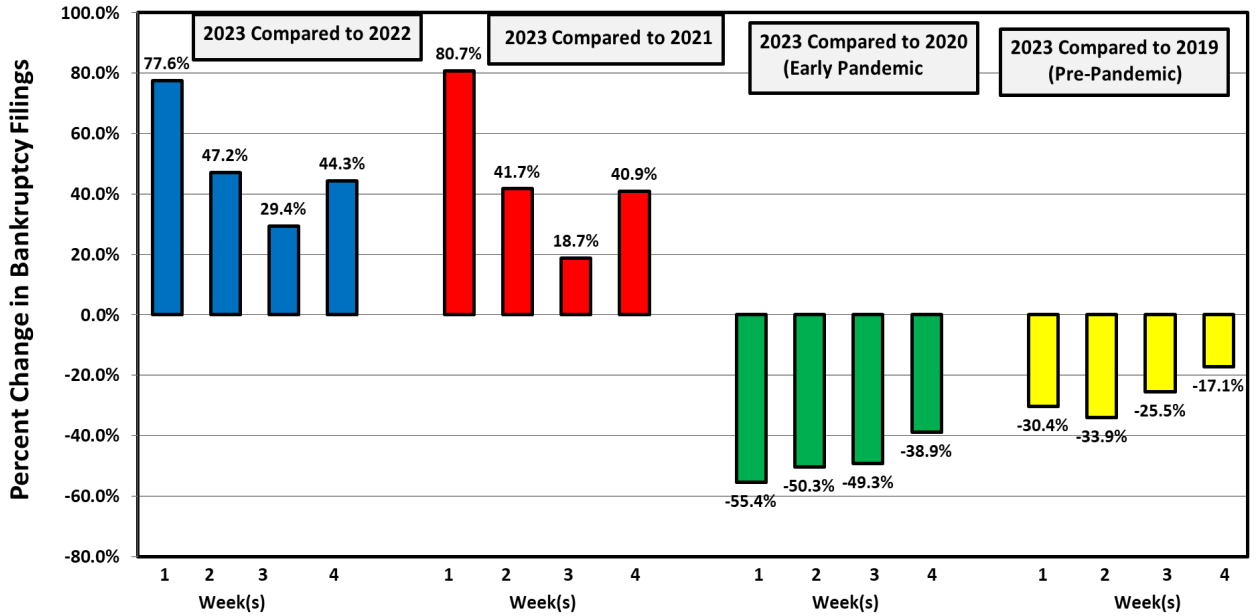
Week Ending  
July 23

### Chapter 7 Filing Trends Percent Change From 2022, 2021, 2020 and 2019



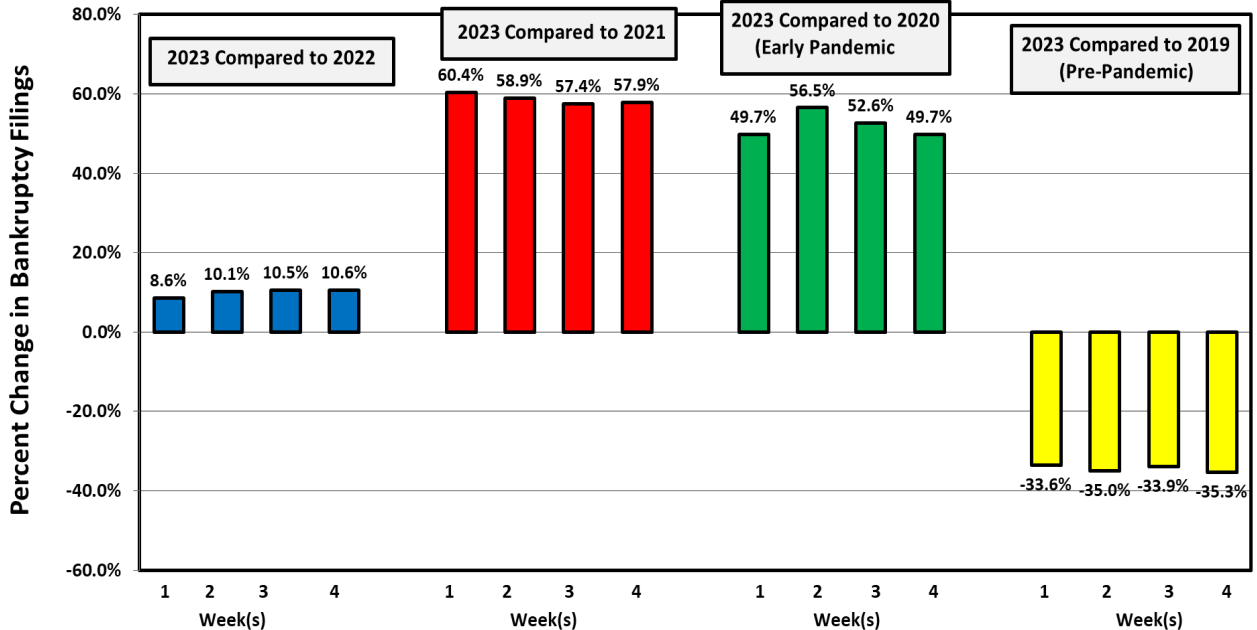
Week Ending  
July 23

### Chapter 11 Filing Trends Percent Change From 2022, 2021, 2020 and 2019



Week Ending  
July 23

### Chapter 13 Filing Trends Percent Change From 2022, 2021, 2020 and 2019



### Chapter 11 Cases

Chapter 11 filings were also up from the same week during the last two years. However, nearly half of the filings last week were related filings by corporate subsidiaries. Excluding the related cases, filings were about the same as during the last two years.

The sole large or notable chapter 11 filing last week involved the Roman Catholic Diocese of Ogdensburg, N.Y., which filed in the Northern District of New York on July 17. This was the 34th filing as a result of clergy abuse, and the 4th such case filed in 2023.

<b>Types of Chapter 11 Cases Filed</b>					
	<b>July 17 - 23</b>				
	<b>2023</b>	<b>2022</b>	<b>2021</b>	<b>2020</b>	<b>2019</b>
<b>Total Filed</b>	<b>103</b>	<b>58</b>	<b>57</b>	<b>231</b>	<b>148</b>
<b>Solo Cases</b>	<b>51</b>	<b>49</b>	<b>48</b>	<b>62</b>	<b>76</b>
<b>Parent Cases</b>	<b>6</b>	<b>3</b>	<b>3</b>	<b>12</b>	<b>11</b>
<b>Child Cases</b>	<b>46</b>	<b>6</b>	<b>6</b>	<b>157</b>	<b>61</b>
<b>Filed By Individuals</b>	<b>7</b>	<b>17</b>	<b>18</b>	<b>23</b>	<b>36</b>
<b>Subchapter V Cases</b>	<b>23</b>	<b>32</b>	<b>18</b>	<b>23</b>	<b>N/A</b>

### **Chapter 11 Filings by Individuals**

On June 21, 2022, the Bankruptcy Threshold Adjustment and Technical Corrections Act took effect. In addition to providing a two-year increase in the debt limit for chapter 11 debtors who elect to proceed under subchapter V, it also increased the debt limit for chapter 13 debtors to \$2.75 million and removed the distinction between secured and unsecured debt for that calculation.

This legislation appears to have had an effect on the number of chapter 11 cases filed by individuals (*i.e.*, the case name in PACER is that of an individual or couple as opposed to being a business name or address). From Jan. 1 through June 20, 2023, there were 292 chapter 11 cases filed by individuals, a 20 percent decrease from the 365 such cases filed during the same period in 2022. (Overall, chapter 11 filings were up 56.6 percent from last year.)

See ABI's Newsroom for news of the latest filings, and other news of interest to bankruptcy professionals, at [www.abi.org](http://www.abi.org).