

Weekly Bankruptcy Analysis

June 19-25, 2023

Written by:

Ed Flynn¹

American Bankruptcy Institute; Alexandria, Va.

The 8,126 bankruptcy cases filed last week were above the number of filings during the same week in 2021 and 2022, but somewhat below the number of filings in 2020 (early in the pandemic). While on the rise from last year, weekly filings are still running well below pre-pandemic levels.

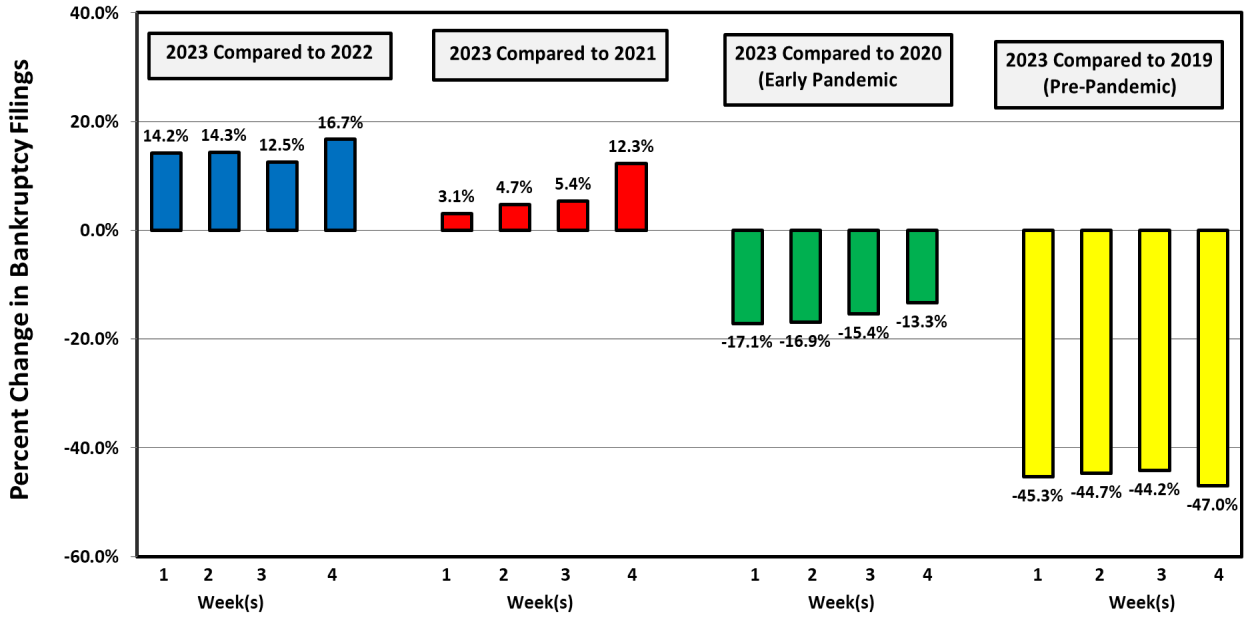
Bankruptcy Filings June 19 - 25, 2023					
Type of Case	Number Filed	Percent Change From Same Week Last Four Years			
	2023	2022	2021	2020	2019
Total	8,126	14.2%	3.1%	-17.1%	-45.3%
- Chapter 7	4,754	13.9%	-16.3%	-35.9%	-49.0%
- Chapter 11	77	-3.8%	-9.4%	-61.9%	-36.4%
- Chapter 13	3,290	15.0%	56.0%	51.7%	-39.1%
- Other Cases*	5	150.0%	-37.5%	-54.5%	-16.7%
* Chapters 9, 12 and 15					

The following charts show recent weekly filing trends by chapter compared to the same week during the last four years.

¹ Ed Flynn is a consultant with ABI. He previously worked for more than 30 years at the Executive Office for U.S. Trustees and the Administrative Office of the U.S. Courts.

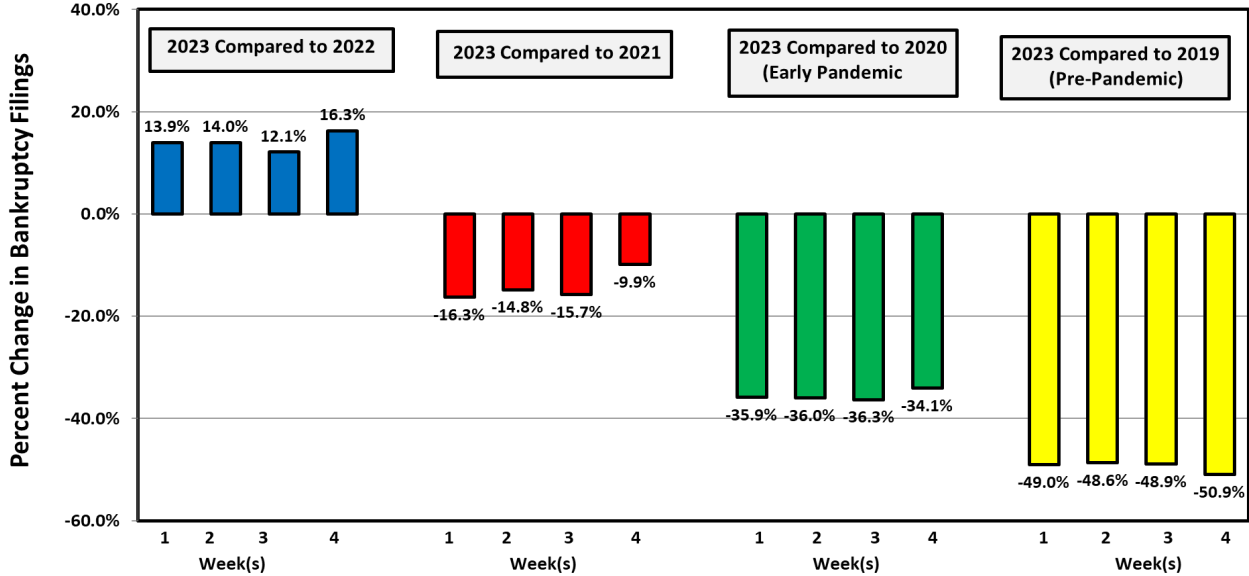
Week Ending
June 25

Bankruptcy Filing Trends (All Chapters) Percent Change From 2022, 2021, 2020 and 2019



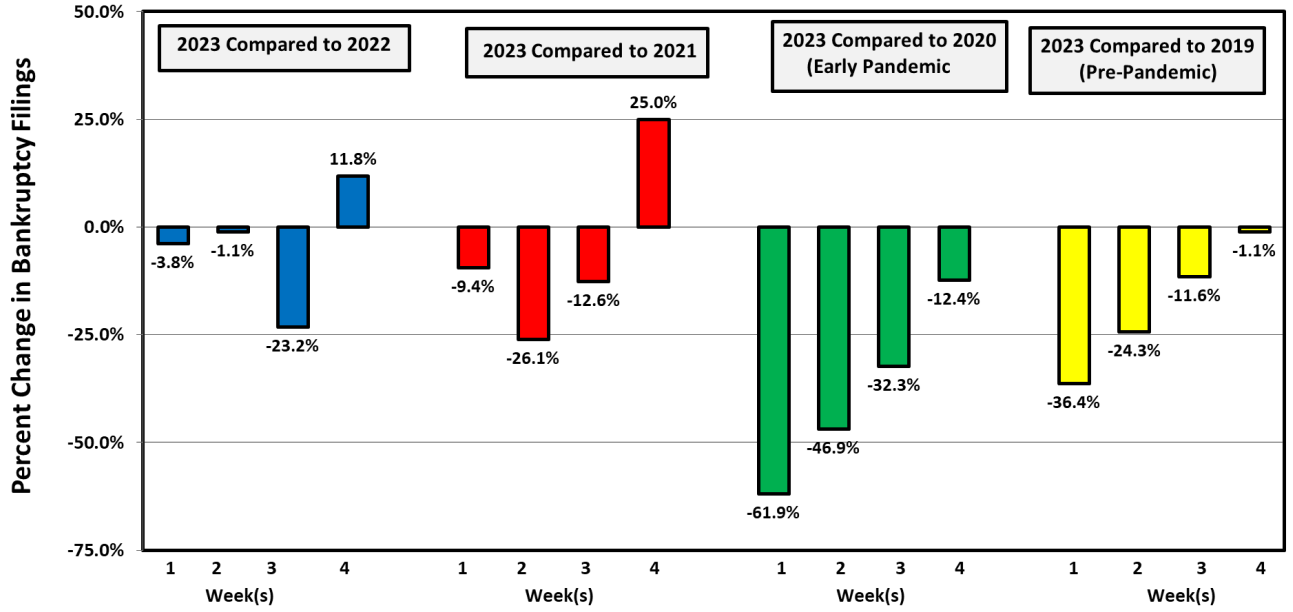
Week Ending
June 25

Chapter 7 Filing Trends Percent Change From 2022, 2021, 2020 and 2019



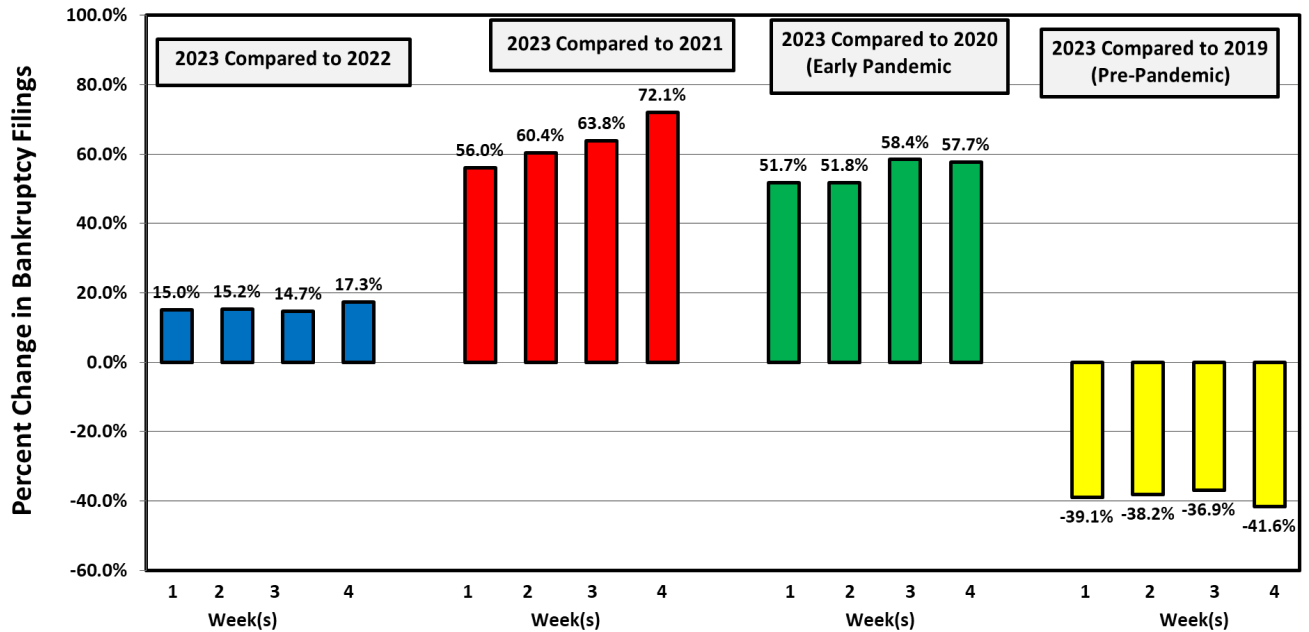
Week Ending
June 25

Chapter 11 Filing Trends Percent Change From 2022, 2021, 2020 and 2019



Week Ending
June 25

Chapter 13 Filing Trends Percent Change From 2022, 2021, 2020 and 2019



Chapter 11 Cases

The 77 chapter 11 cases filed during the week represented the second-lowest weekly volume since early January. Excluding related cases, filings last week were fairly comparable to filings during the same week each of the past two years.

Types of Chapter 11 Cases Filed					
	June 19 - 25				
	2023	2022	2021	2020	2019
Total Filed	77	80	85	202	121
Solo Cases	63	55	69	73	83
Parent Cases	4	4	5	13	8
Child Cases	10	21	11	116	29
Filed By Individuals	10	20	21	30	35
Subchapter V Cases	36	18	27	37	N/A

There were no particularly large or notable chapter 11 cases filed during the week. However, so far in 2023 at least 80 very large chapter 11 cases have been filed, about triple the volume of such cases filed during the same period in 2022.

Bankruptcy Filings on Holidays

With the addition of the Juneteenth holiday in 2021, there are now 11 official federal holidays. Although the bankruptcy courts are closed on these days, cases can still be filed electronically. Over the last year, filings on most non-holiday business days have been in the 1,400-1,600 range. On six of the federal holidays, filings have been quite low, while on five holidays (Martin Luther King Day, President's Day, Columbus Day, Veteran's Day and Juneteenth), bankruptcy filings have been only a little below normal levels.

The following chart shows total filings for each federal holiday during the past year.

Federal Holidays During the Last Year		
Holiday Name	Date Celebrated	Total Bankruptcy Cases Filed
Independence Day	7/4/2022	143
Labor Day	9/5/2022	218
Columbus Day	10/10/2022	1,049
Veteran's Day	11/11/2022	1,227
Thanksgiving	11/24/2022	26
Christmas	12/26/2022	191
New Year's	1/2/2023	496
Martin Luther King Day	1/16/2023	939
President's Day	2/20/2023	1,020
Memorial Day	5/29/2023	210
Juneteenth	6/19/2023	1,222

See ABI's Newsroom for news of the latest filings, and other news of interest to bankruptcy professionals, at www.abi.org.