

Weekly Bankruptcy Analysis

June 5-11, 2023

Written by:

Ed Flynn¹

American Bankruptcy Institute; Alexandria, Va.

The 7,884 bankruptcy cases filed last week were above the number of filings during the same week in 2021 and 2022, but slightly below the number of filings in 2020. While on the rise from last year, weekly filings are still running well below pre-pandemic levels.

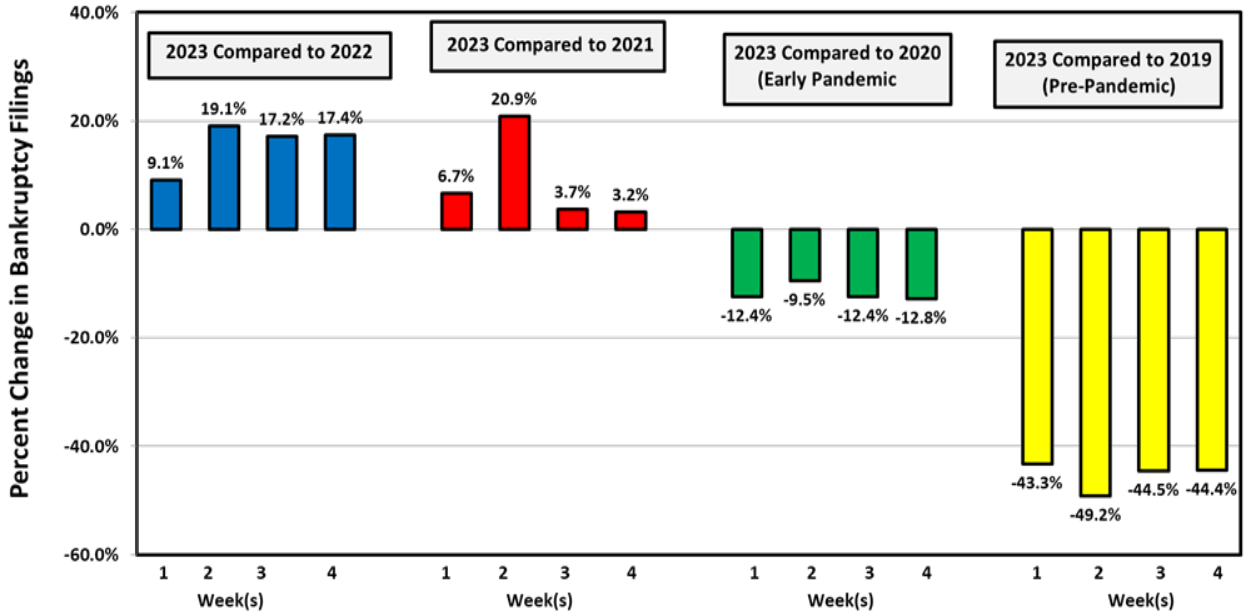
Bankruptcy Filings June 5 - 11, 2023					
Type of Case	Number Filed	Percent Change From Same Week Last Four Years			
	2023	2022	2021	2020	2019
Total	7,884	9.1%	6.7%	-11.3%	-43.3%
- Chapter 7	4,353	8.3%	-17.6%	-37.0%	-49.5%
- Chapter 11	123	-42.3%	19.4%	13.9%	17.1%
- Chapter 13	3,405	13.8%	70.7%	72.8%	-34.1%
- Other Cases*	3	-25.0%	-66.7%	-50.0%	-72.7%
* Chapters 9, 12 and 15					

The following charts show recent weekly filing trends by chapter compared to the same week during the last four years.

¹ Ed Flynn is a consultant with ABI. He previously worked for more than 30 years at the Executive Office for U.S. Trustees and the Administrative Office of the U.S. Courts.

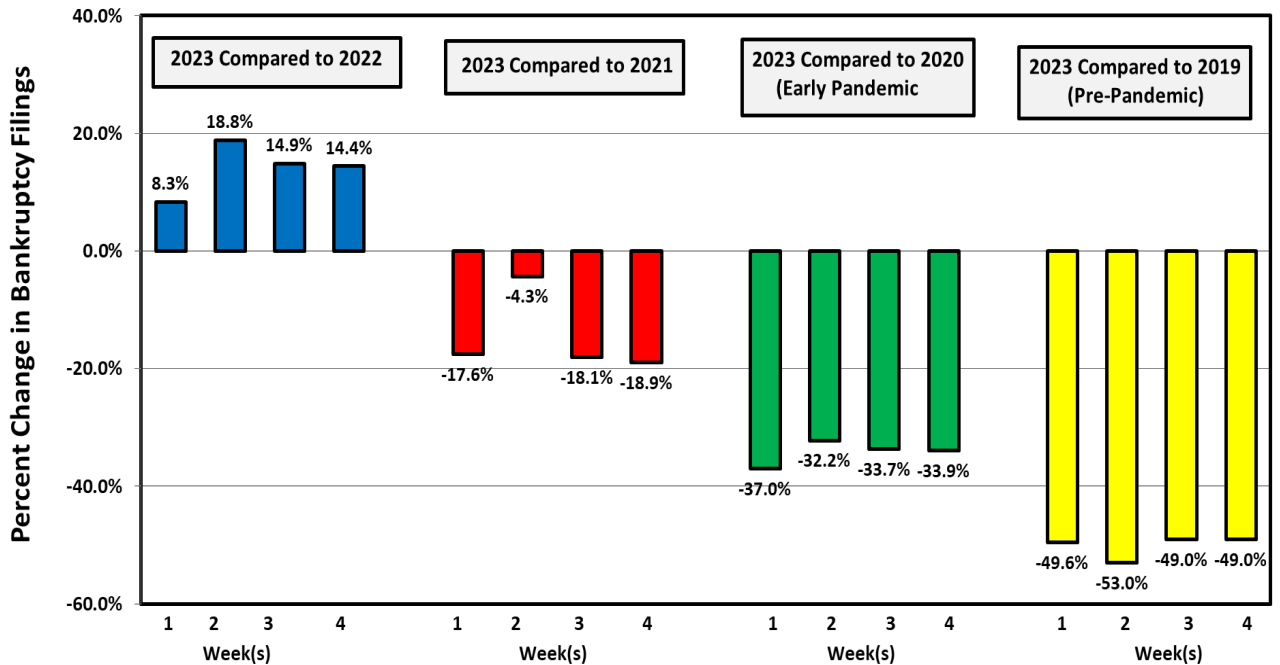
Week Ending
June 11

Bankruptcy Filing Trends (All Chapters) Percent Change From 2022, 2021, 2020 and 2019



Week Ending
June 11

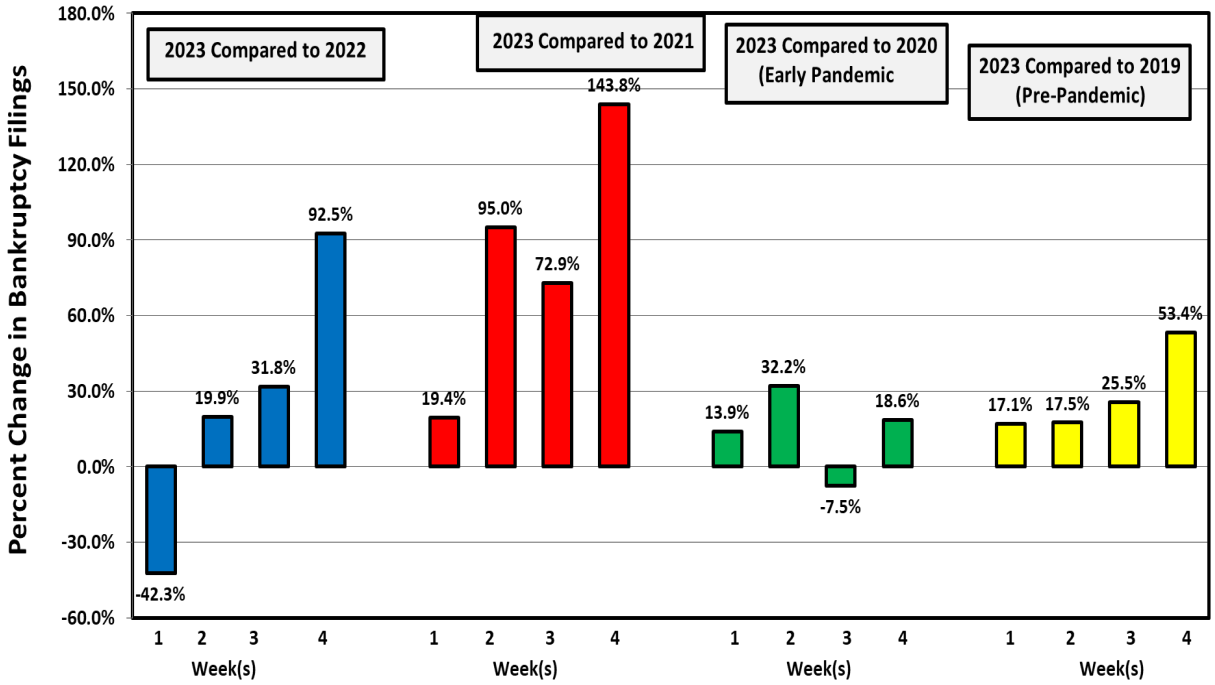
Chapter 7 Filing Trends Percent Change From 2022, 2021, 2020 and 2019



Week Ending
June 11

Chapter 11 Filing Trends

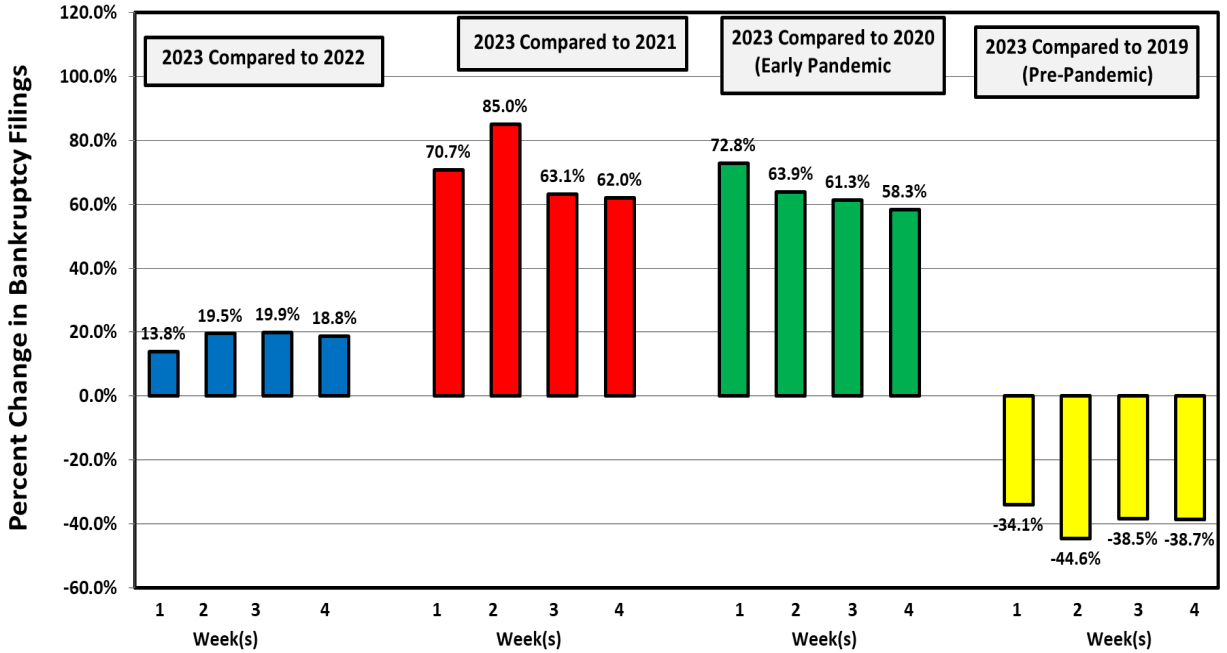
Percent Change From 2022, 2021, 2020 and 2019



Week Ending
June 11

Chapter 13 Filing Trends

Percent Change From 2022, 2021, 2020 and 2019



Chapter 11 Cases

The 123 chapter 11 cases filed during the week were down sharply from the same week last year, but slightly above the number of filings during the three prior years. Excluding related cases, there were 91 chapter 11 filings during the week: 78 solo cases, and 13 parent cases. This was the highest weekly total in more than a year.

Types of Chapter 11 Cases Filed					
	June 5 -11				
	2023	2022	2021	2020	2019
Total Filed	123	213	103	108	105
Solo Cases	78	68	58	52	82
Parent Cases	13	5	3	9	5
Child Cases	32	140	42	47	18
<i>Filed By Individuals</i>	<i>17</i>	<i>20</i>	<i>17</i>	<i>17</i>	<i>28</i>
Subchapter V Cases	34	25	28	27	N/A

There were four large or notable chapter 11 cases filed during the week. In the first 11 days of June, there have been nine notable chapter 11 filings, compared with only three filings during the same period in both 2021 and 2022.

Notable Case Filings June 5 - 11, 2023				
Company Name	Industry	Date Filed	Court of Filing	Number of Related Cases
AeroFarms, Inc.	Vertical farming company	6/8/2023	Delaware	14
Evangelical Retirement Homes of Greater Chicago	Senior living community	6/9/2023	Illinois Northern	0
Lucky Bucks, LLC	Slot machine company	6/9/2023	Delaware	2
Center for Autism and Related Disorders, LLC	Autism treatment provider	6/11/2023	Texas Southern	4

See ABI's Newsroom for news of the latest filings, and other news of interest to bankruptcy professionals, at www.abi.org.