

Weekly Bankruptcy Analysis

May 29-June 4, 2023¹

Written by:

Ed Flynn²

American Bankruptcy Institute; Alexandria, Va.

The 8,616 bankruptcy cases filed last week were above the number of filings during the same week in 2021 and 2022, but slightly below the number of filings in 2020. While on the rise from last year, weekly filings are still running well below pre-pandemic levels.

Bankruptcy Filings May 29 - June 4, 2023					
Type of Case	Number Filed	Percent Change From Same Week Last Four Years			
		2023	2022	2021	2020
Total	8,616	30.1%	37.6%	-6.7%	-53.6%
- Chapter 7	5,030	29.6%	11.2%	-27.3%	-55.6%
- Chapter 11	226	189.7%	197.4%	44.9%	18.3%
- Chapter 13	3,350	25.8%	102.3%	55.7%	-52.3%
- Other Cases*	10	400.0%	150.0%	0.0%	-44.4%

* Chapters 9, 12 and 15

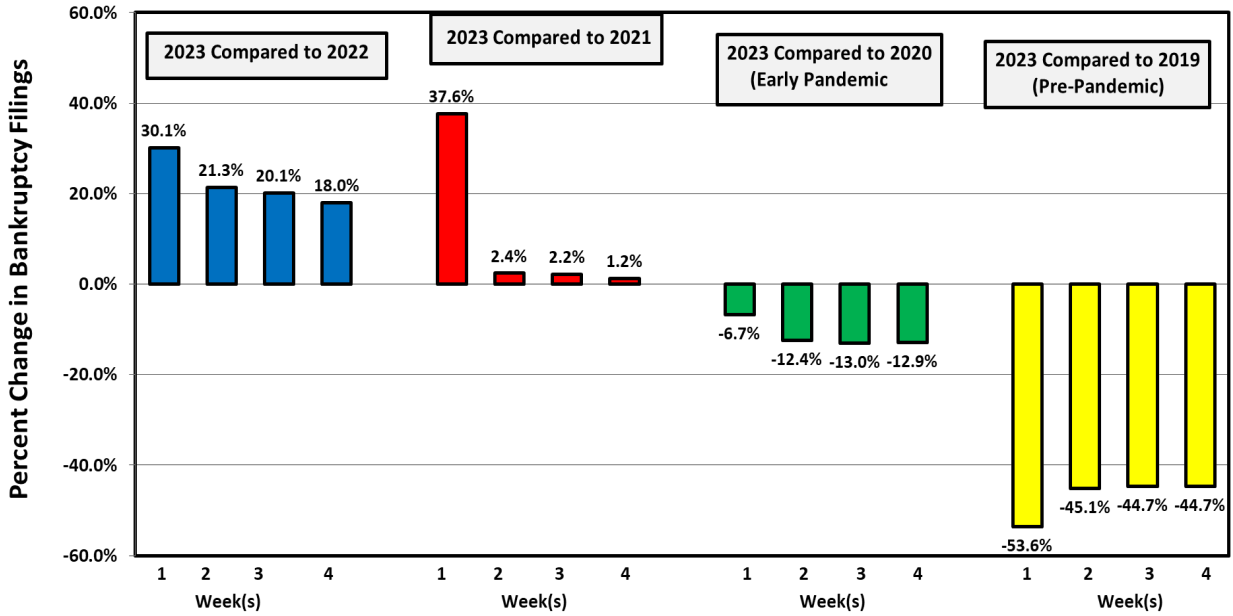
The following charts show recent weekly filing trends by chapter compared to the same week during the last four years.

¹ The bankruptcy portion of the Integrated Data Base is temporarily unavailable. Data for 2019-2022 reflects cases filed during the week ending June 5.

² Ed Flynn is a consultant with ABI. He previously worked for more than 30 years at the Executive Office for U.S. Trustees and the Administrative Office of the U.S. Courts.

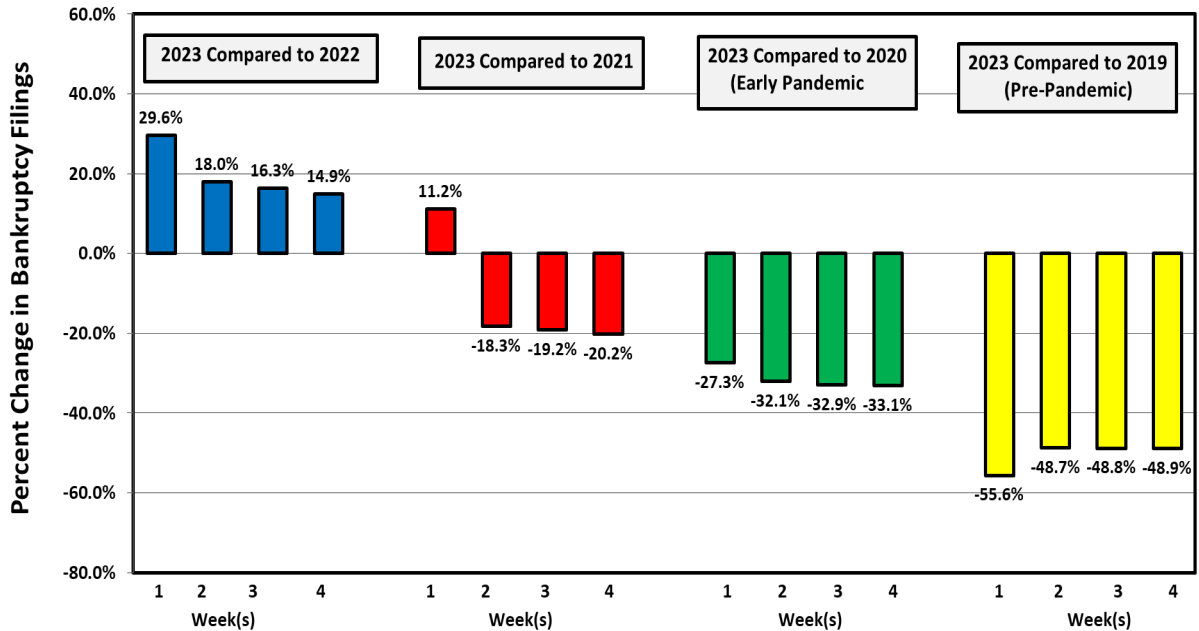
Week Ending
June 4

Bankruptcy Filing Trends (All Chapters) Percent Change From 2022, 2021, 2020 and 2019



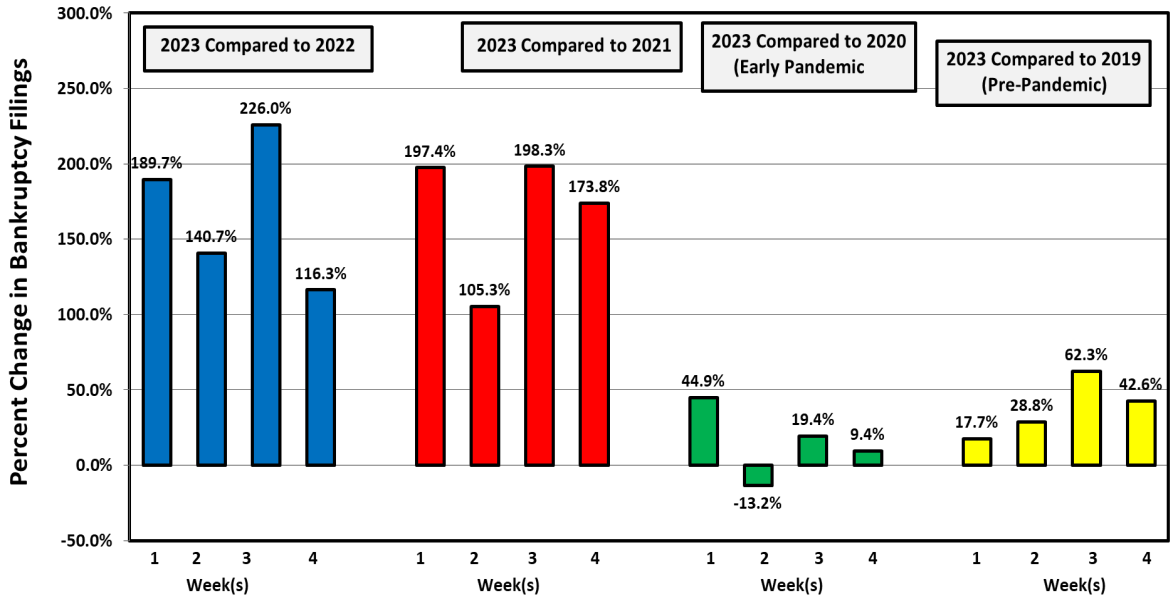
Week Ending
June 4

Chapter 7 Filing Trends Percent Change From 2022, 2021, 2020 and 2019



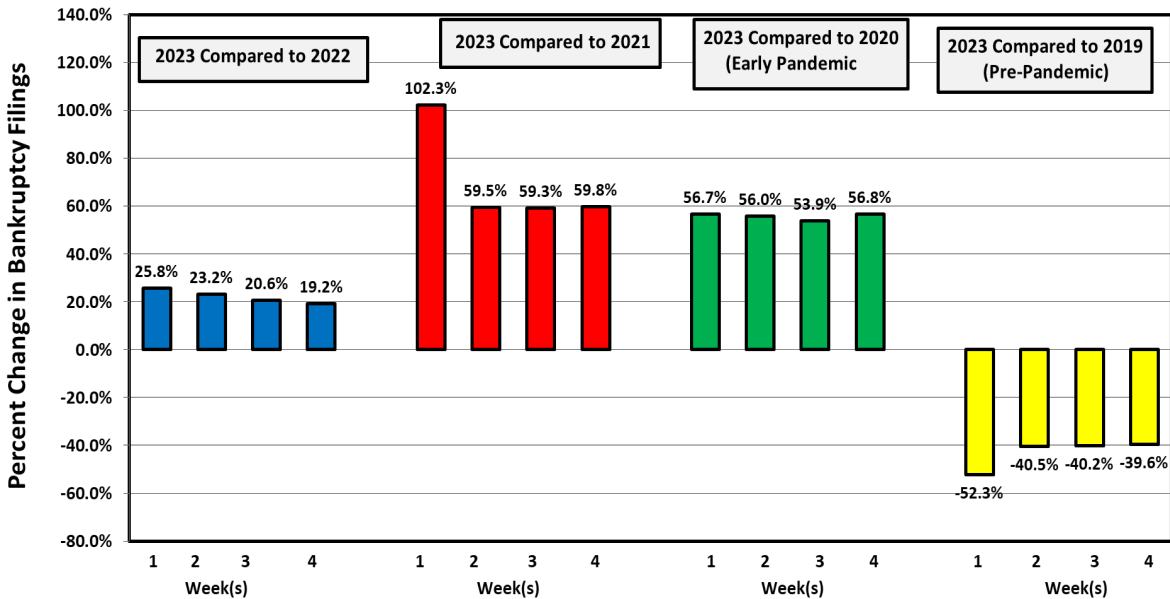
Week Ending
June 4

Chapter 11 Filing Trends Percent Change From 2022, 2021, 2020 and 2019



Week Ending
June 4

Chapter 13 Filing Trends Percent Change From 2022, 2021, 2020 and 2019



Chapter 11 Cases

The 226 chapter 11 cases filed during the week were well above the weekly total for the same weeks the last four years. However, most of the cases were related filings by corporate subsidiaries. Excluding related cases, filings last week were fairly comparable to filings during the same week each of the past three years.

Types of Chapter 11 Cases Filed					
	May 29 - June 5				
	2023	2022	2021	2020	2019
Total Filed	226	78	76	156	191
Solo Cases	53	60	54	77	131
Parent Cases	17	6	6	8	9
Child Cases	156	12	16	71	51
Filed By Individuals	11	20	25	28	36
Subchapter V Cases	42	26	21	40	N/A

There were seven large or notable chapter 11 cases filed during the week, including three in the Southern District of Texas and two in the Southern District of New York.

Notable Case Filings May 29 - June 4, 2023				
Company Name	Industry	Date Filed	Court of Filing	Number of Related Cases
Goldie Films, Inc	Vice Media affiliate*	5/30/2023	New York Southern	0
Operand Pharmaceuticals II Limited	Endo Pharmaceuticals affiliates*	5/31/2023	New York Southern	1
Wesco Aircraft Holdings, Inc	Aircraft parts supplier	6/1/2023	Texas Southern	43
Diebold Holding Company, Inc.	ATM maker	6/1/2023	Texas Southern	9
GenesisCare Pty Limited	Cancer treatment specialists	6/1/2023	Texas Southern	53
Cyxtera Technologies, Inc.	Data center operator	6/4/2023	New Jersey	15
PGX Holdings, Inc.	Credit repair firm	6/4/2023	Delaware	12
<i>* Vice Media filed on 5/16/2023, and Endo Pharmaceuticals filed on 8/16/2022</i>				

See ABI's Newsroom for news of the latest filings, and other news of interest to bankruptcy professionals, at www.abi.org.