

Weekly Bankruptcy Analysis

November 20-26, 2023

Written by:

Ed Flynn¹

American Bankruptcy Institute; Alexandria, Va.

The 5,860 bankruptcy cases filed last week was the third-lowest weekly total for the year, mainly due to the Thanksgiving holiday.

Bankruptcy Filings - November 20 - 26					
Type of Case	Number Filed	Percent Change From Same Week Last Four Years			
		2023	2022	2021	2020
Total	5,860	13.7%	15.3%	-28.4%	-63.2%
- Chapter 7	3,455	16.7%	4.7%	-41.7%	-65.8%
- Chapter 11	40	-45.9%	33.3%	-59.2%	-64.3%
- Chapter 13	2,364	11.5%	35.6%	9.9%	-58.4%
- Other Cases*	1	-50.0%	-83.3%	-90.0%	-94.7%

** Chapters 9, 12 and 15*

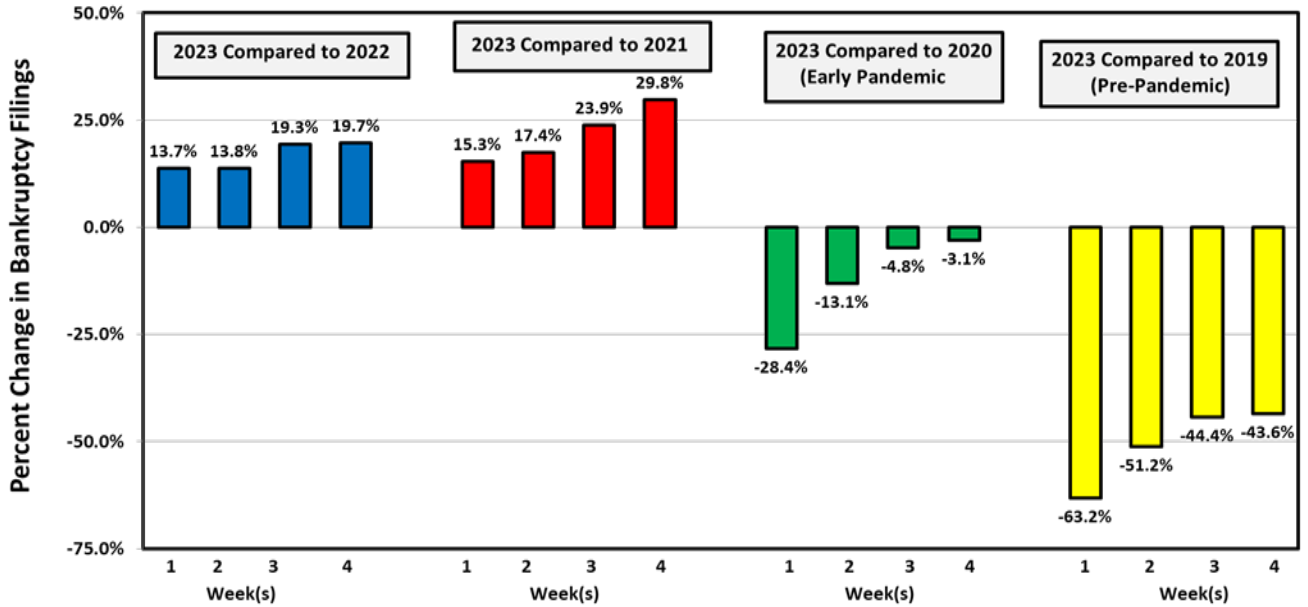
The following chart shows filings by day during the week. Filings during Thanksgiving week are always quite low, because very few cases are filed on Thanksgiving or the following Friday.

Filings by Day - November 20 - 26, 2023	
Day of Week	Total Cases Filed
Monday (11/20)	1,726
Tuesday (11/21)	1,969
Wednesday (11/22)	1,704
Thursday (11/23)	41
Friday (11/24)	214
Saturday (11/25)	103
Sunday (11/26)	103

¹ Ed Flynn is a consultant with ABI. He previously worked for more than 30 years at the Executive Office for U.S. Trustees and the Administrative Office of the U.S. Courts.

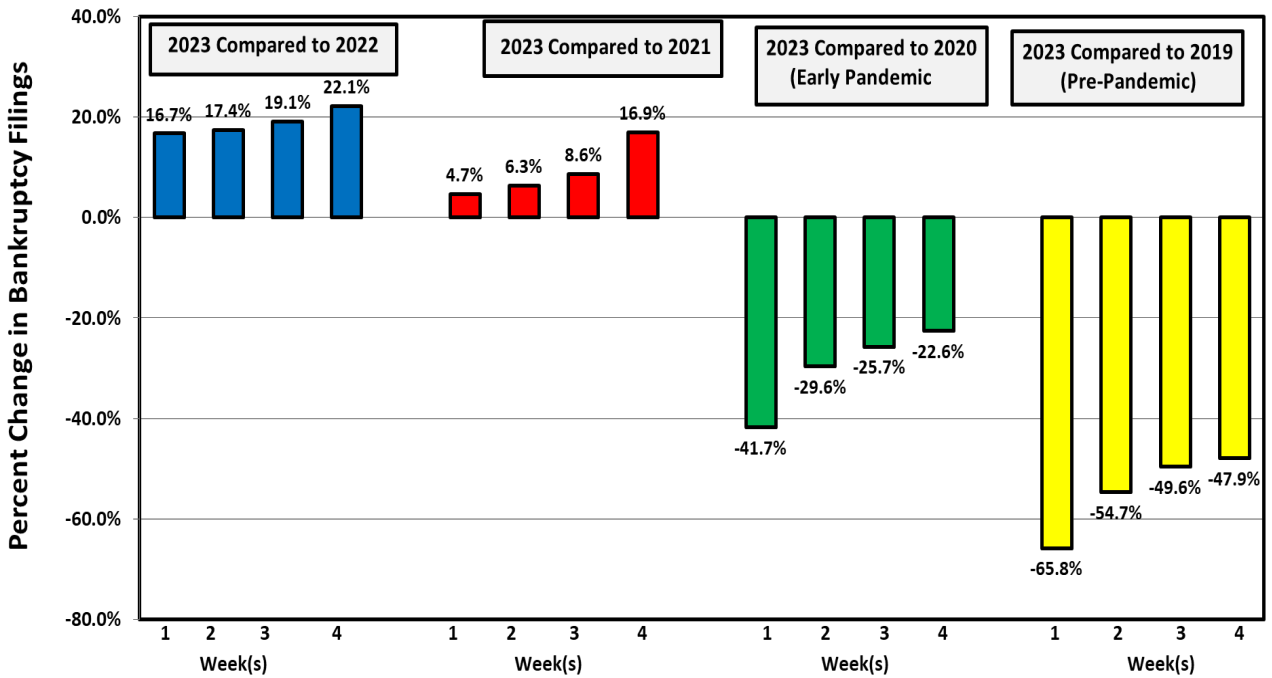
Week Ending
November 26

Bankruptcy Filing Trends (All Chapters) Percent Change From 2022, 2021, 2020 and 2019



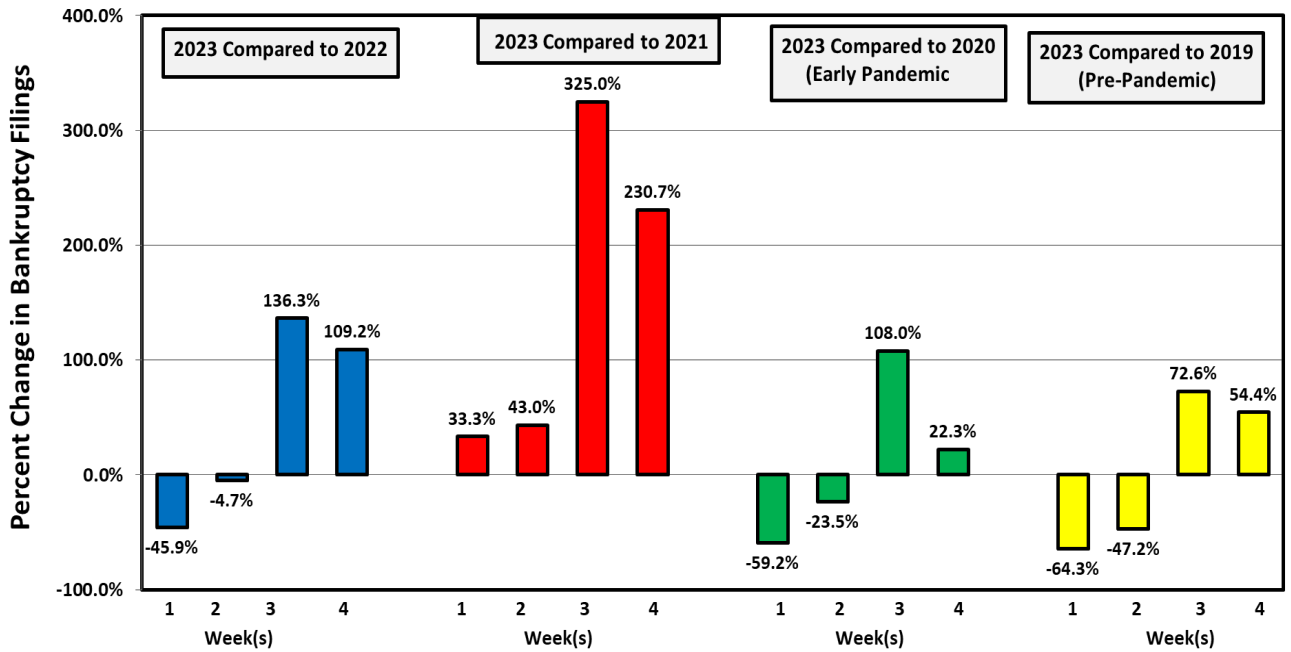
Week Ending
November 26

Chapter 7 Filing Trends Percent Change From 2022, 2021, 2020 and 2019



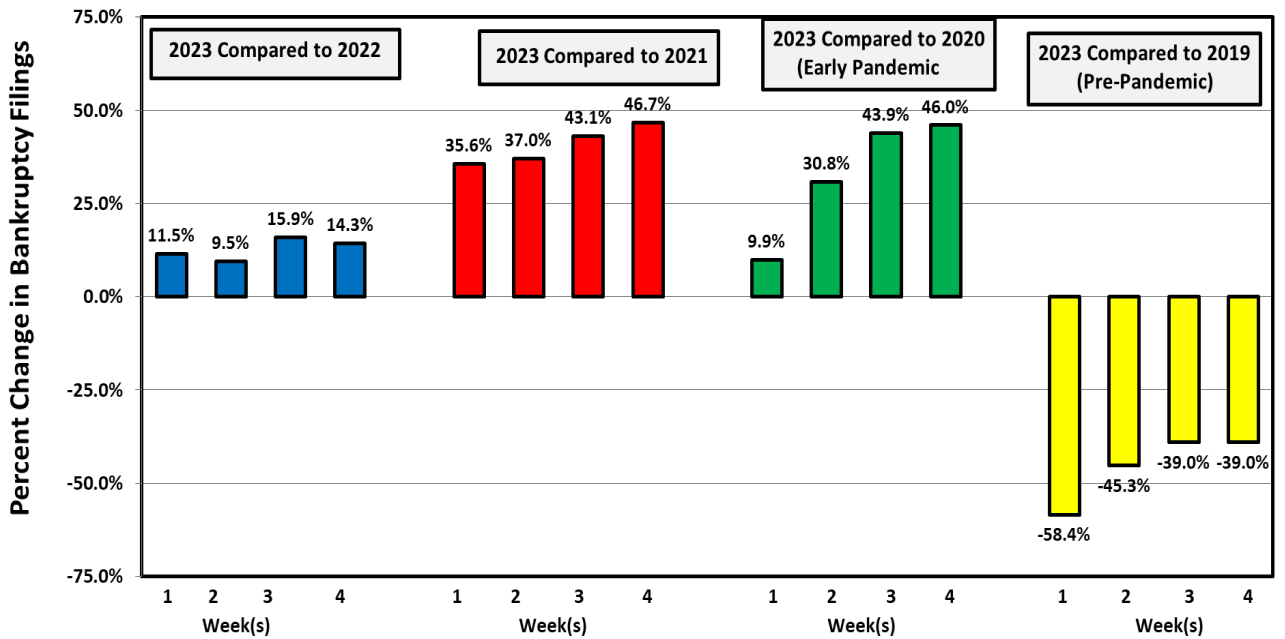
Week Ending
November 26

Chapter 11 Filing Trends Percent Change From 2022, 2021, 2020 and 2019



Week Ending
November 26

Chapter 13 Filing Trends Percent Change From 2022, 2021, 2020 and 2019



Chapter 11 Cases

There were only 40 chapter 11 cases filed last week, the lowest weekly total in almost two years. However, chapter 11 filings in 2023 are up by over 60 percent compared to the same period in 2022.

Types of Chapter 11 Cases Filed					
	November 20 - 26				
	2023	2022	2021	2020	2019
Total Filed	40	74	30	98	112
Solo Cases	35	43	24	52	80
Parent Cases	2	5	3	3	7
Child Cases	3	26	3	43	25
Filed By Individuals	5	11	7	22	31
Subchapter V Cases	23	16	17	22	N/A

For the first time in five months, there were no particularly large or notable chapter 11 cases filed during the week (*i.e.*, cases with debtors who report more than \$100 million in assets or liabilities, or cases that are of interest beyond a local area). However, so far in 2023 there have been 133 such cases filed, more than double the amount filed in all of 2022.

See ABI's Newsroom for news of the latest filings, and other news of interest to bankruptcy professionals, at www.abi.org.