

Weekly Bankruptcy Analysis

October 24-30, 2022

Written by:

Ed Flynn¹

American Bankruptcy Institute; Alexandria, Va.

The 8,013 total case filings recorded last week were down somewhat from the number of filings during the same week in 2021. However, filings are always higher on the last business day of the month, and the last business day of October 2021 fell on the 29th, while it falls on the 31st this year. Consequently, I expect filings to be up considerably during the week of Oct. 31-Nov. 6, and that filings for the two-week period this year will be about the same as last year.

Bankruptcy Filings October 24 - 30, 2022				
Type of Case	Number Filed	Percent Change From Same Week Last Three Years		
	2022	2021	2020	2019
Total	8,013	-13.5%	-29.4%	-50.5%
- Chapter 7	4,698	-23.0%	-43.3%	-54.2%
- Chapter 11	52	-14.8%	-51.9%	-77.6%
- Chapter 13	3,261	5.5%	10.9%	-42.6%
- Other Cases*	2	-33.3%	-75.0%	-86.7%
* Chapters 9, 12 and 15				

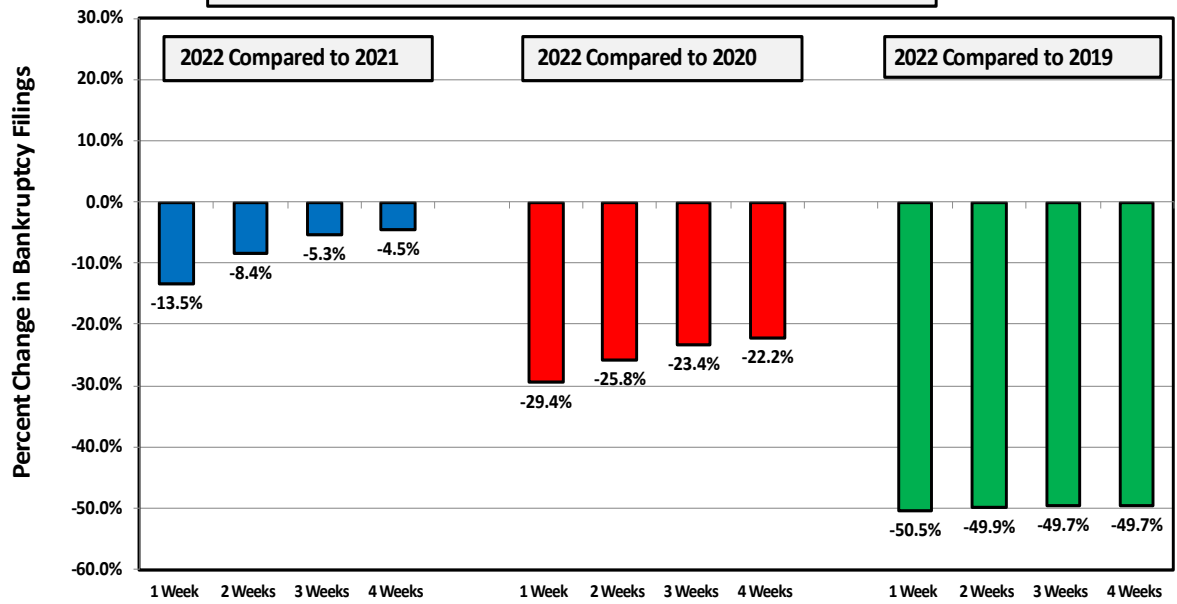
The following charts show recent weekly filing trends by chapter compared to 2021, 2020 and 2019.

¹ Ed Flynn is a consultant with ABI. He previously worked for more than 30 years at the Executive Office for U.S. Trustees and the Administrative Office of the U.S. Courts.

Week Ending
October 30

Bankruptcy Filing Trends (All Chapters)

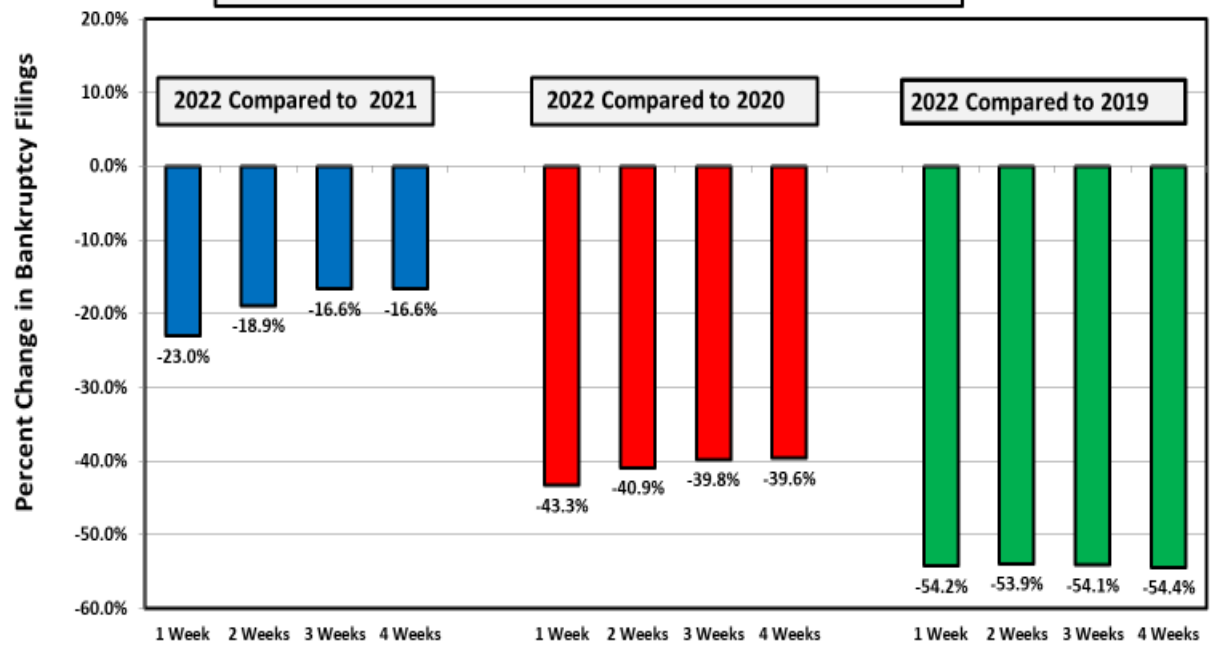
Percent Change From 2021, 2020, and 2019



Week Ending
October 30

Chapter 7 Filing Trends

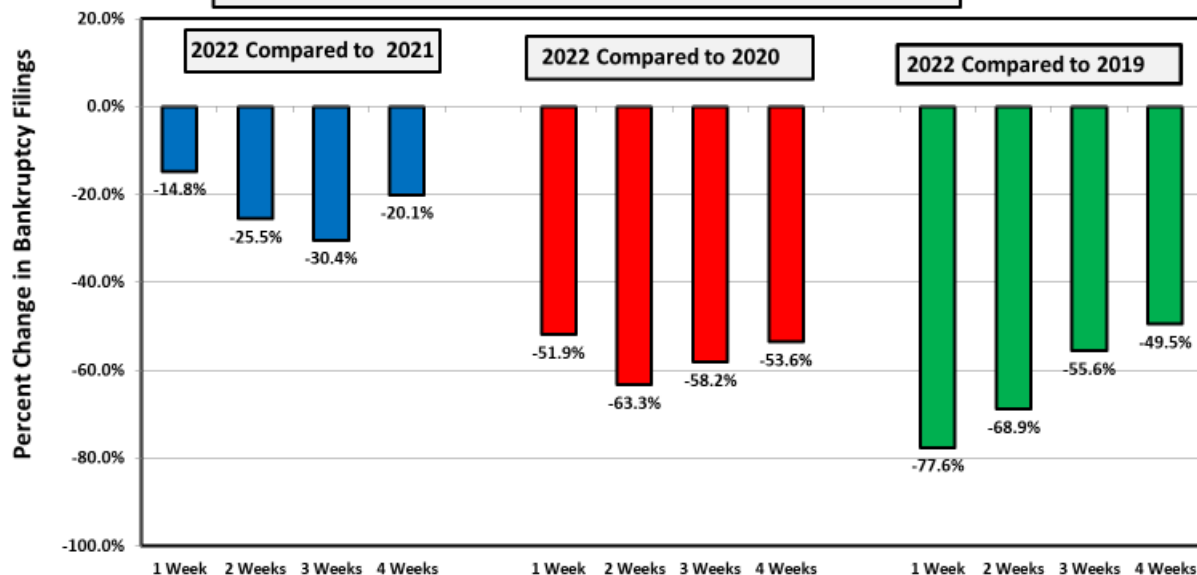
Percent Change From 2021, 2020, and 2019



Week Ending
October 30

Chapter 11 Filing Trends

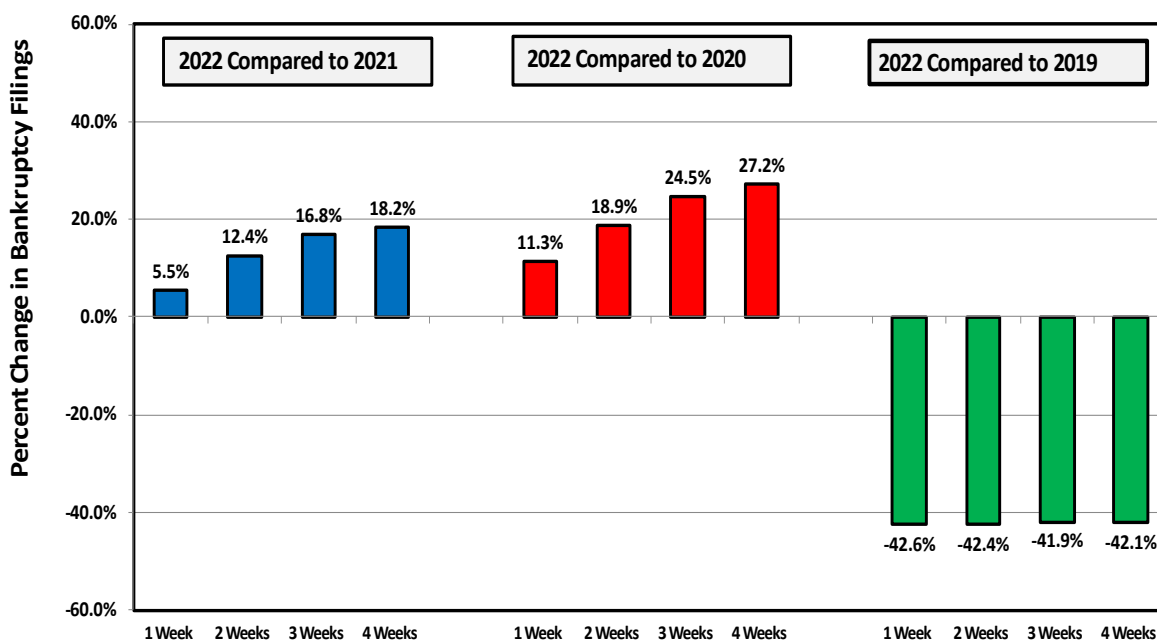
Percent Change From 2021, 2020, and 2019



Week Ending
October 30

Chapter 13 Filing Trends

Percent Change From 2021, 2020, and 2019



Chapter 11 Cases

The 52 chapter 11 cases filed last week represented the lowest weekly total in three months. Over two-thirds of these cases (36 out of 52) were small business filings, 29 of which elected to proceed under subchapter V.

The single notable chapter 11 case filed during the week was by financial services and insurance provider Vesta Holdings, LLC, which filed in Delaware on Oct. 30 along with two related entities.

Types of Chapter 11 Cases Filed				
	October 24 - 30			
	2022	2021	2020	2019
Total Filed	52	61	108	232
Solo Cases	43	55	66	96
Parent Cases	4	2	8	10
Child Cases	5	4	34	126
<i>Filed By Individuals</i>	7	19	27	32
Subchapter V Cases	29	30	27	N/A

Official Filing Statistics for Fiscal Year 2022 Released

On Oct. 31, the Administrative Office of the U.S. Courts released the official filing statistics for the Fiscal Year ending Sept. 30, 2022. Compared to the prior year, total filings were down by 11.7 percent and were at their lowest level since Fiscal Year 1985. Compared to Fiscal Year 2021, chapter 7 filings were down by 26.0 percent, chapter 13 cases were up 26.6 percent, and chapter 11s declined by 15.3 percent.

However, for the three months ended Sept. 30, filings were actually up by 3.2 percent over the last year. This was the first quarterly increase in three years. If the increases continue, filings will have finally bottomed out at about half of pre-pandemic levels.

Total Bankruptcy Cases Filed
Years Ended September 30, 2000 - 2022

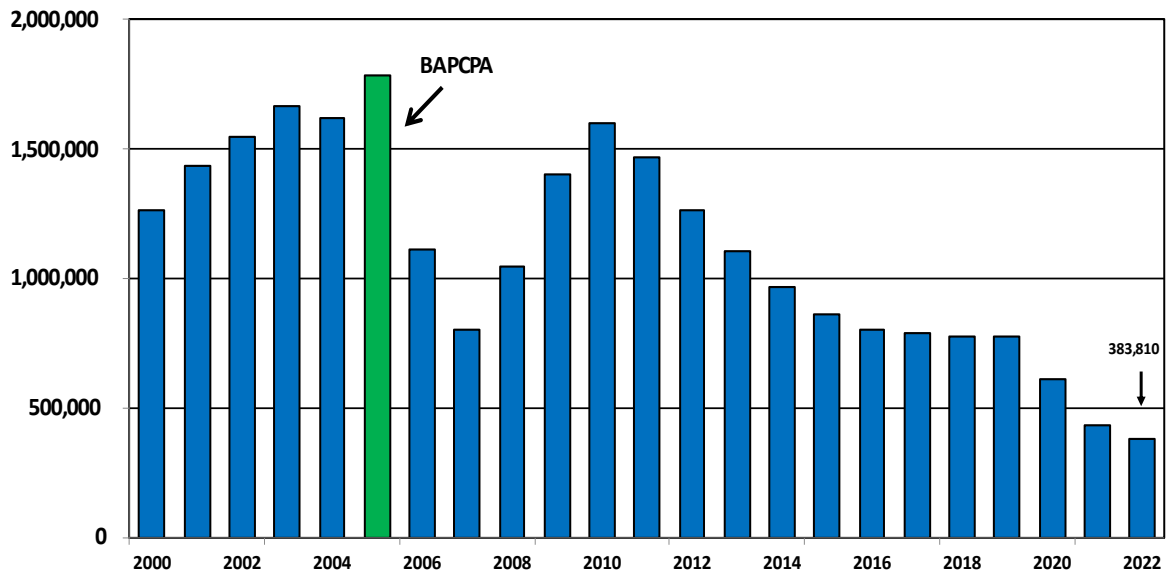


Chart prepared by the American Bankruptcy Institute
 Data compiled by the Administrative Office of the United States Courts

Chapter 11 Cases Filed
Years Ended September 30, 2000 - 2022

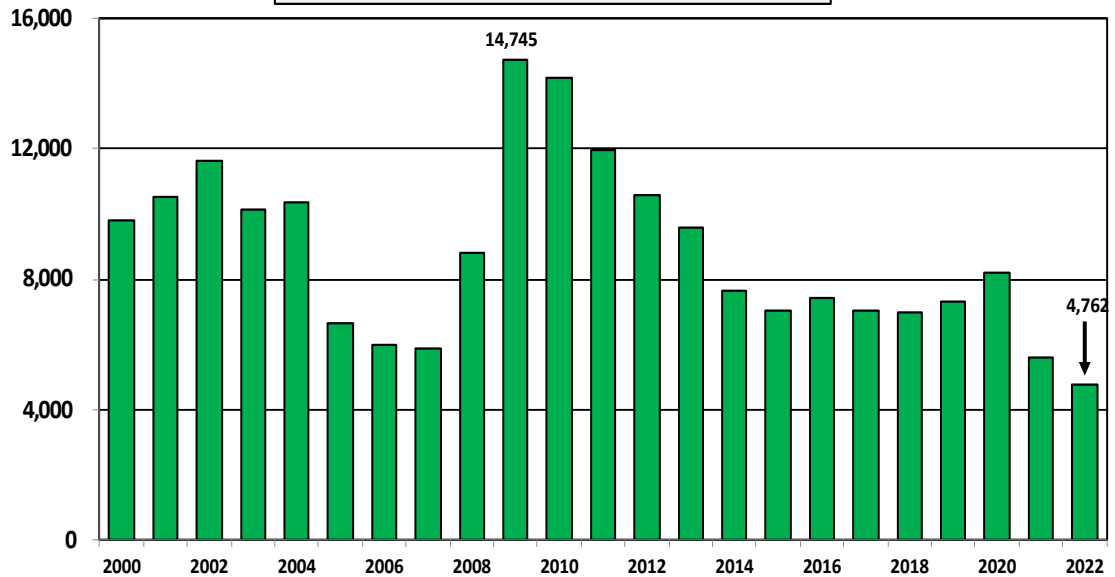


Chart prepared by the American Bankruptcy Institute
 Data compiled by the Administrative Office of the United States Courts

Chapter 7 Bankruptcy Cases Filed Years Ended September 30, 2000 - 2022

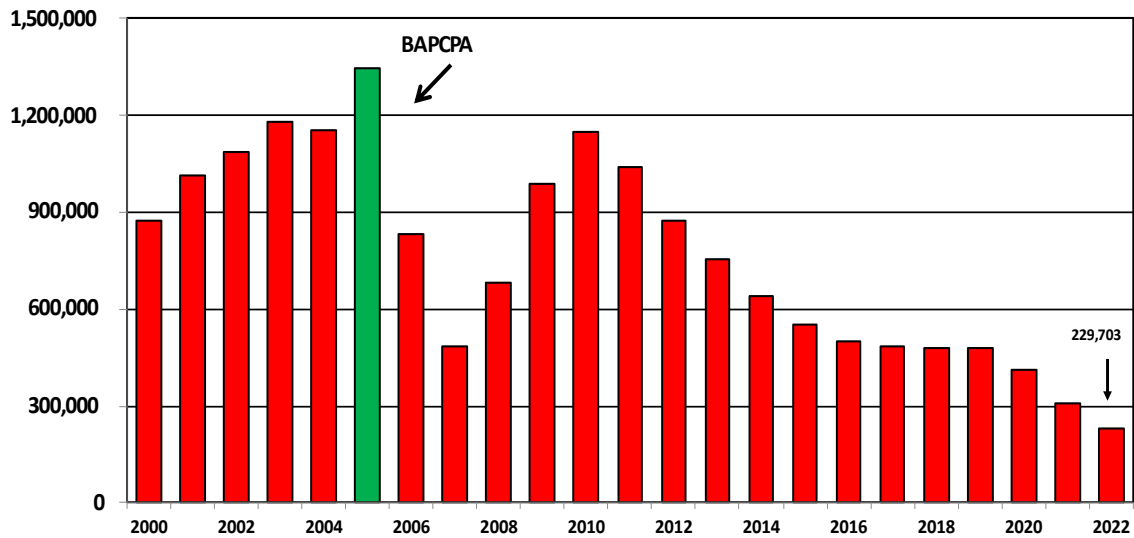
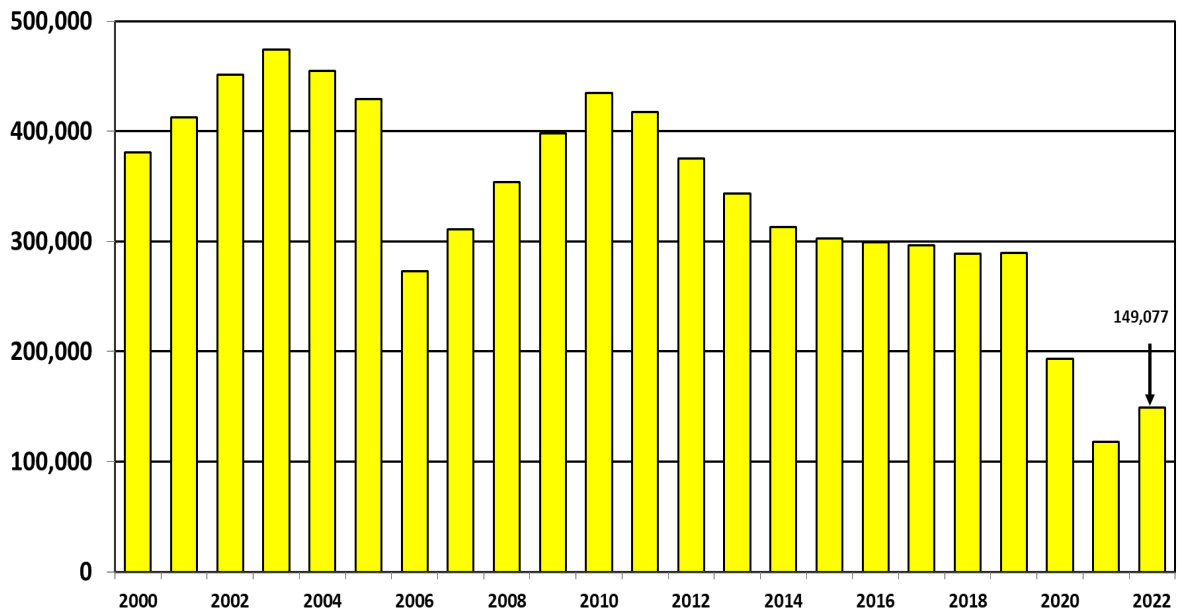
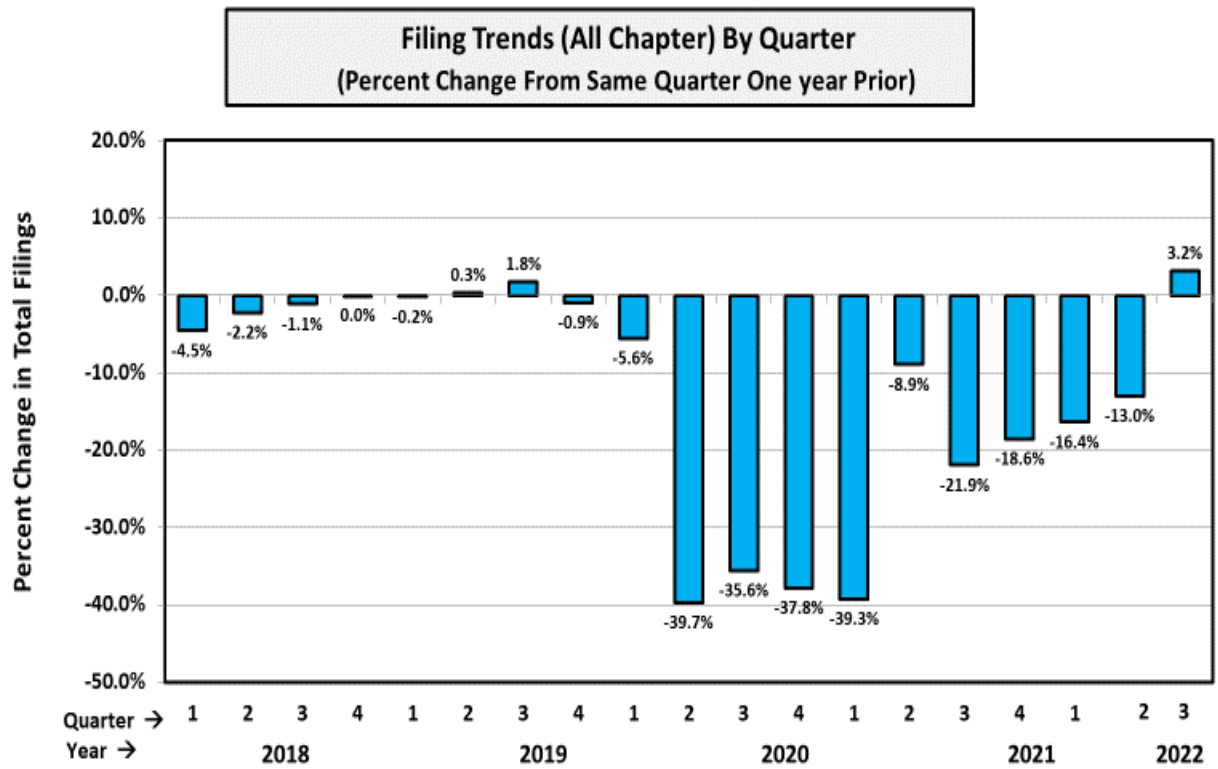


Chart prepared by the American Bankruptcy Institute
Data compiled by the Administrative Office of the United States Courts

Chapter 13 Bankruptcy Cases Filed Years Ended September 30, 2000 - 2022





See ABI's Newsroom for news of the latest filings, and other news of interest to bankruptcy professionals, at www.abi.org.