

# Weekly Bankruptcy Analysis

## October 9-15, 2023

*Written by:*

*Ed Flynn<sup>1</sup>*

*American Bankruptcy Institute; Alexandria, Va.*

The 8,536 bankruptcy cases filed last week were somewhat above weekly filings during the same week during each of the last three years. However, bankruptcy filings remain well below pre-pandemic levels.

<b>Bankruptcy Filings    October 9 - 15</b>					
Type of Case	Number Filed	Percent Change From Same Week Last Four Years			
	2023	2022	2021	2020	2019
<b>Total</b>	<b>8,536</b>	<b>18.5%</b>	<b>23.8%</b>	<b>2.6%</b>	<b>-36.5%</b>
- Chapter 7	4,903	22.9%	13.2%	-17.9%	-39.5%
- Chapter 11	265	215.5%	110.3%	80.3%	248.7%
- Chapter 13	3,361	7.5%	38.3%	53.9%	-35.8%
- Other Cases*	7	133.3%	16.7%	-56.3%	-53.3%

\* Chapters 9, 12 and 15

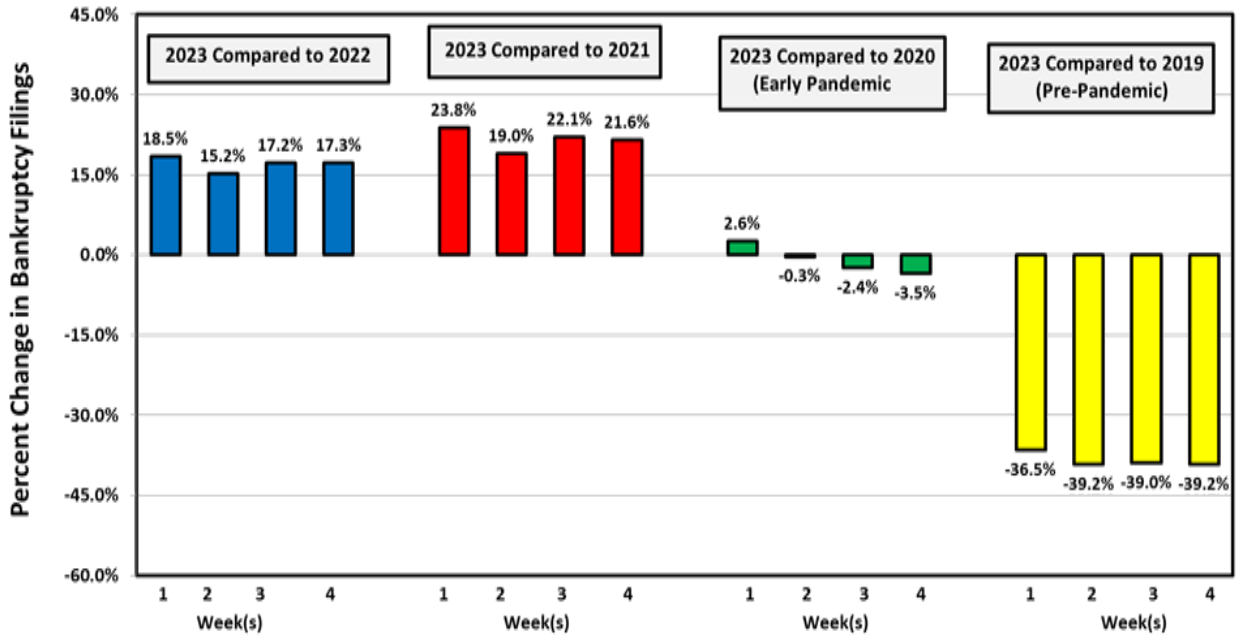
The following charts show recent weekly filing trends by chapter compared to the same week during the last four years.

---

<sup>1</sup> Ed Flynn is a consultant with ABI. He previously worked for more than 30 years at the Executive Office for U.S. Trustees and the Administrative Office of the U.S. Courts.

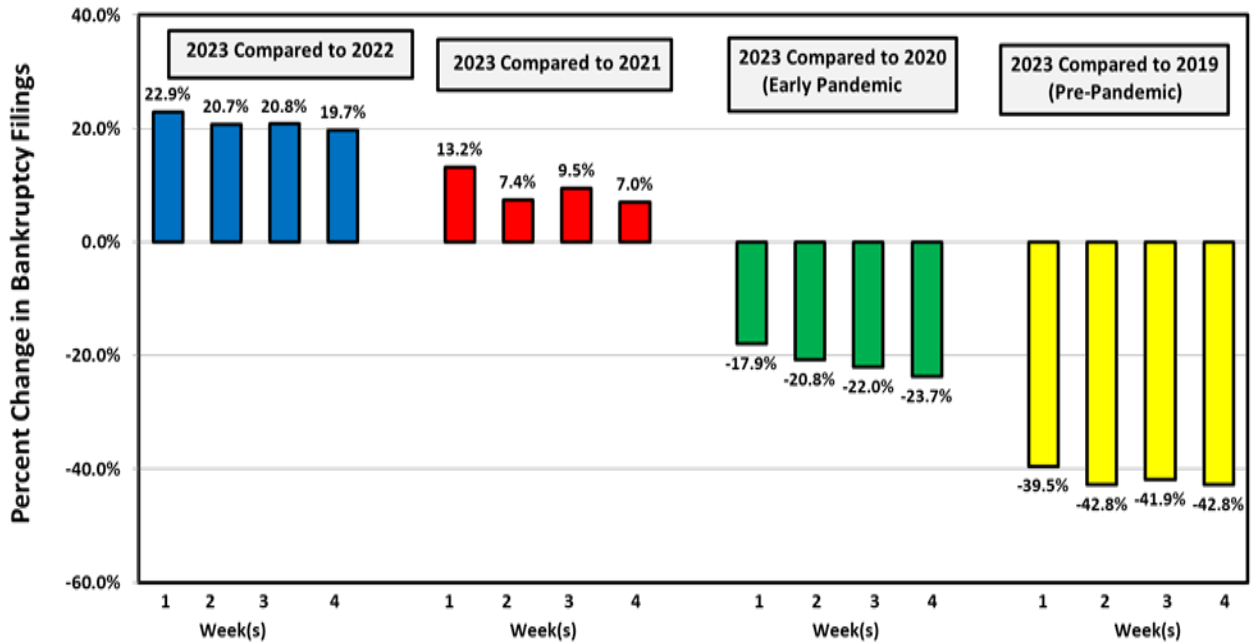
Week Ending  
October 15

### Bankruptcy Filing Trends (All Chapters) Percent Change From 2022, 2021, 2020 and 2019



Week Ending  
October 15

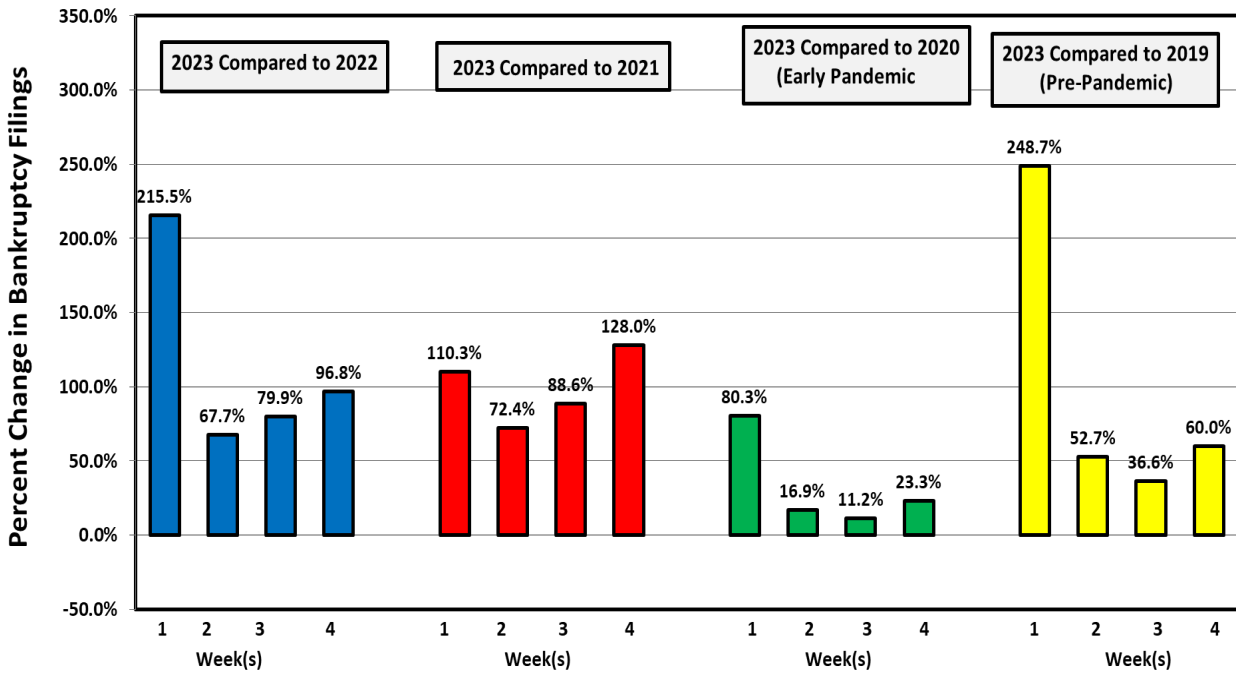
### Chapter 7 Filing Trends Percent Change From 2022, 2021, 2020 and 2019



Week Ending  
October 15

### Chapter 11 Filing Trends

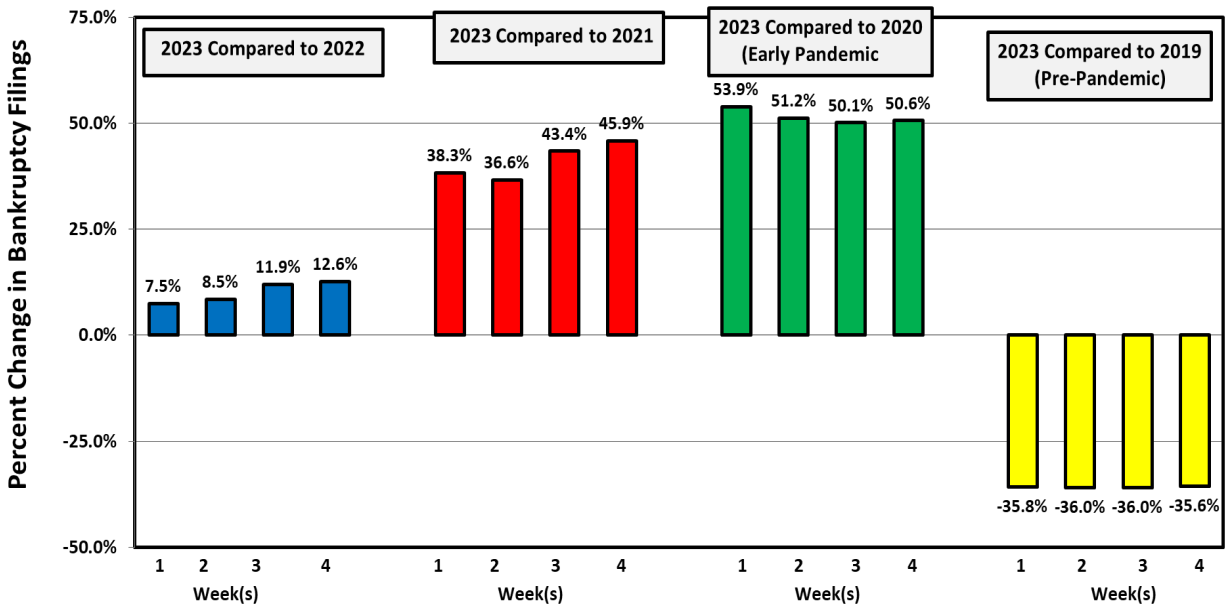
Percent Change From 2022, 2021, 2020 and 2019



Week Ending  
October 15

### Chapter 13 Filing Trends

Percent Change From 2022, 2021, 2020 and 2019



## Chapter 11 Cases

There were 265 chapter 11 cases filed during the week. More than two-thirds of the filings were related filings by corporate subsidiaries.

Types of Chapter 11 Cases Filed					
	October 9 - 15				
	2023	2022	2021	2020	2019
<b>Total Filed</b>	<b>265</b>	<b>84</b>	<b>126</b>	<b>147</b>	<b>76</b>
<b>Solo Cases</b>	<b>67</b>	<b>65</b>	<b>54</b>	<b>53</b>	<b>66</b>
<b>Parent Cases</b>	<b>12</b>	<b>4</b>	<b>5</b>	<b>10</b>	<b>4</b>
<b>Child Cases</b>	<b>186</b>	<b>15</b>	<b>67</b>	<b>84</b>	<b>6</b>
<b>Filed By Individuals</b>	<b>16</b>	<b>17</b>	<b>18</b>	<b>15</b>	<b>29</b>
<b>Subchapter V Cases</b>	<b>40</b>	<b>28</b>	<b>21</b>	<b>30</b>	<b>N/A</b>

There were five large or notable chapter 11 filings during the week. The filing by Rite Aid included 119 related filings. This was the fourth time in 2023 that a chapter 11 case has been accompanied by at least 100 related filings.

Notable Case Filings October 9 - 15, 2023				
Company Name	Industry	Date Filed	Court of Filing	Number of Related Cases
Shift Technologies	Used cars	10/9/2023	California Northern	19
RVL Pharmaceuticals	Pharmaceuticals	10/12/2023	Delaware	2
MVK FarmCo	Fruit producer	10/13/2023	Delaware	8
OSG Holdings, Inc.	Billing and marketing services	10/15/2023	Texas Southern	27
Rite Aid Corporation	Drug store chain	10/15/2023	New Jersey	119

See ABI's Newsroom for news of the latest filings, and other news of interest to bankruptcy professionals, at [www.abi.org](http://www.abi.org).