

Weekly Bankruptcy Analysis

September 11-17, 2023

Written by:

Ed Flynn¹

American Bankruptcy Institute; Alexandria, Va.

The 8,401 bankruptcy cases filed last week were well above weekly filings during the same week in 2022 and 2021. However, bankruptcy filings remain well below pre-pandemic levels.

Bankruptcy filings are on track to hit about 450,000 cases in 2023, which is only around half the annual average filings since 1980.

Bankruptcy Filings September 11 - 17					
Type of Case	Number Filed	Percent Change From Same Week Last Four Years			
	2023	2022	2021	2020	2019
Total	8,401	11.6%	18.4%	-8.1%	-42.9%
- Chapter 7	4,759	13.5%	3.5%	-26.8%	-46.6%
- Chapter 11	93	-9.7%	-9.7%	-68.0%	-46.6%
- Chapter 13	3,540	9.8%	48.1%	51.2%	-36.9%
- Other Cases*	9	80.0%	125.0%	-10.0%	-57.1%

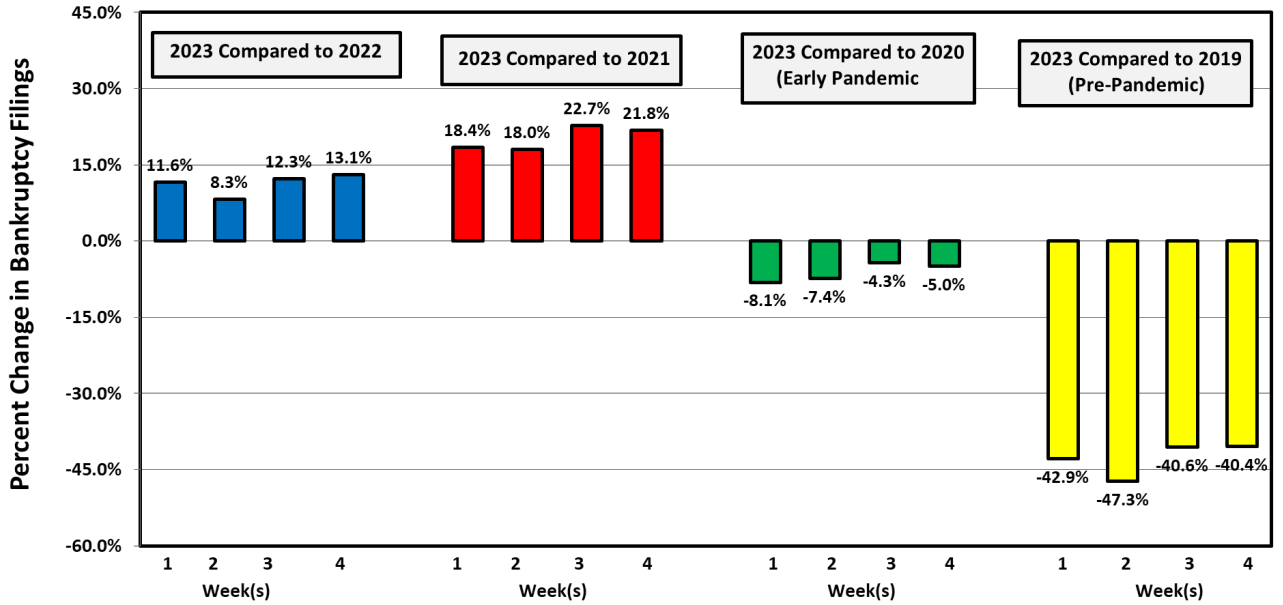
* Chapters 9, 12 and 15

The following charts show recent weekly filing trends by chapter compared to the same week during the last four years.

¹ Ed Flynn is a consultant with ABI. He previously worked for more than 30 years at the Executive Office for U.S. Trustees and the Administrative Office of the U.S. Courts.

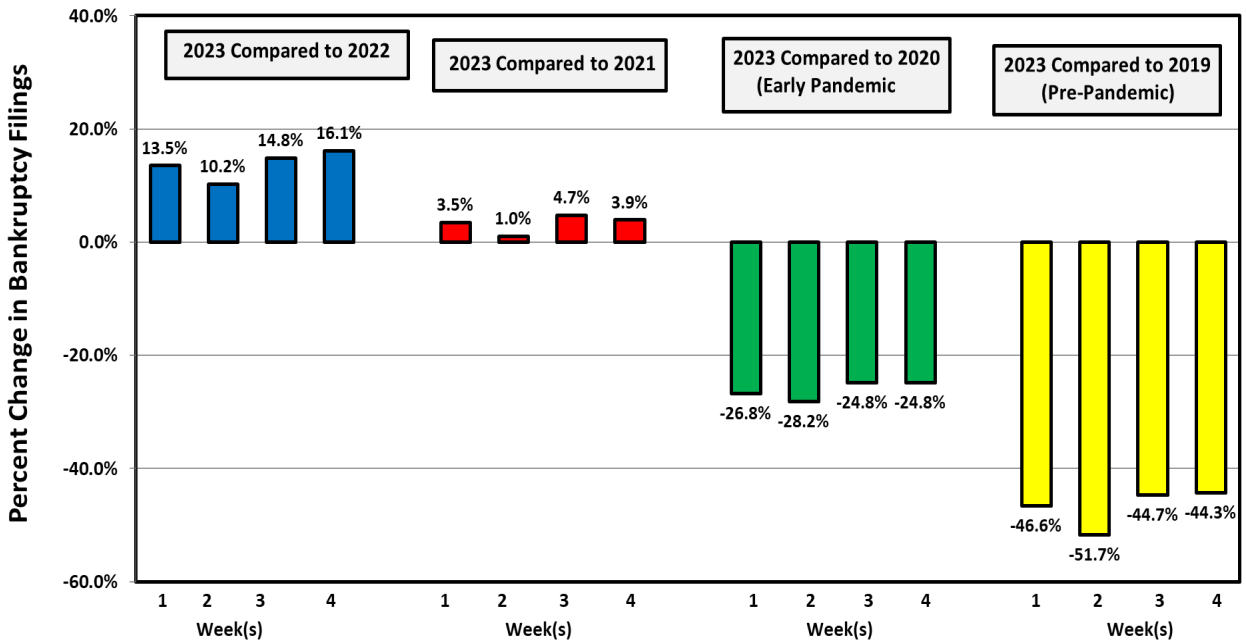
Week Ending
September 17

Bankruptcy Filing Trends (All Chapters) Percent Change From 2022, 2021, 2020 and 2019



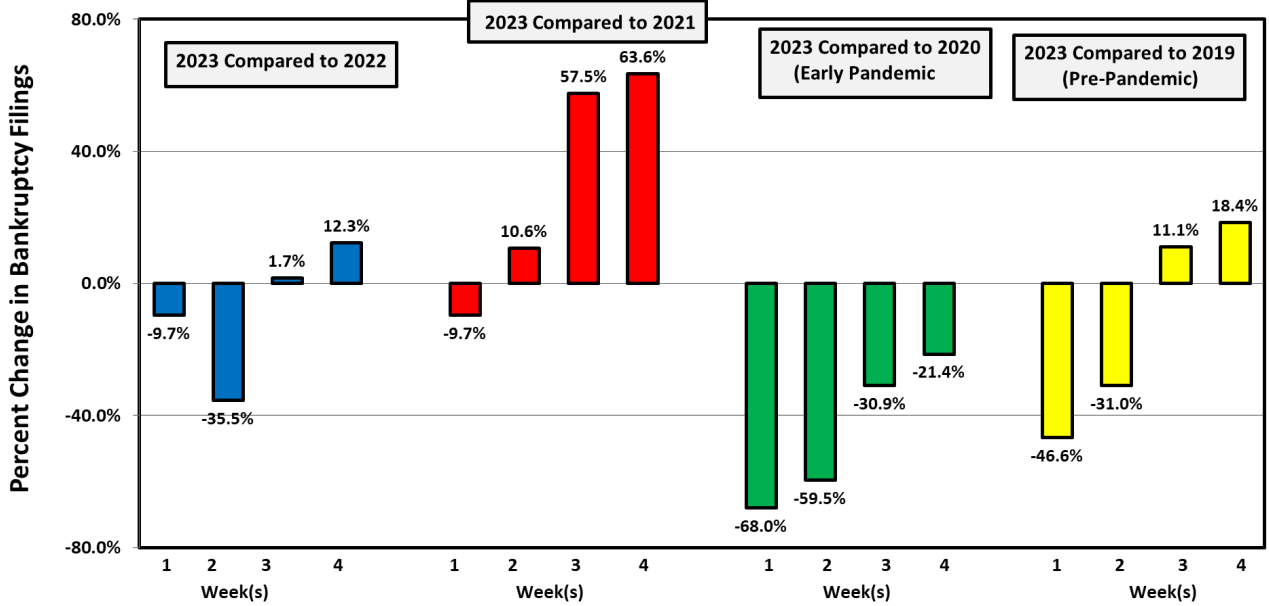
Week Ending
September 17

Chapter 7 Filing Trends Percent Change From 2022, 2021, 2020 and 2019



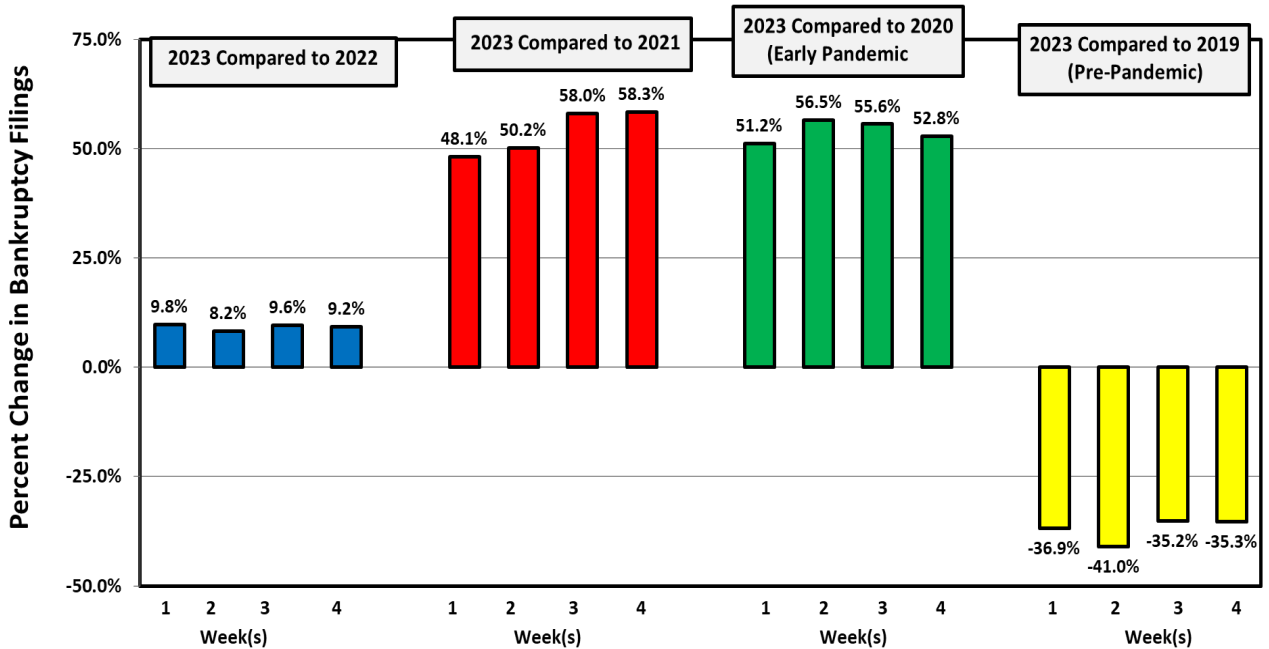
Week Ending
September 17

Chapter 11 Filing Trends Percent Change From 2022, 2021, 2020 and 2019



Week Ending
September 17

Chapter 13 Filing Trends Percent Change From 2022, 2021, 2020 and 2019



Chapter 11 Cases

The 93 total chapter 11 cases filed during the week represented the lowest weekly total since mid-July. This was mainly due to the relatively few related filings by corporate subsidiaries during the week. Excluding “child” cases, the number of filings was actually higher than during the same week in recent years.

Types of Chapter 11 Cases Filed					
	September 10 - 17				
	2023	2022	2021	2020	2019
Total Filed	93	103	103	291	174
Solo Cases	83	78	57	70	94
Parent Cases	2	3	6	9	13
Child Cases	8	22	40	212	67
<i>Filed By Individuals</i>	25	24	18	34	36
Subchapter V Cases	47	33	26	31	N/A

The only large or notable chapter 11 filing during the week was by Noble House Home Furnishings LLC, a manufacturer, distributor and retailer of indoor and outdoor home furnishings. The debtor filed in the Southern District of Texas on September 11, along with four affiliates.

See ABI’s Newsroom for news of the latest filings, and other news of interest to bankruptcy professionals, at www.abi.org.