

Weekly Bankruptcy Analysis

September 5-11, 2022

Written by:

Ed Flynn¹

American Bankruptcy Institute; Alexandria, Va.

Because of the Labor Day Holiday on September 5, bankruptcy filings were relatively light last week. The 6,085 total case filings were a little above the same week last year, but less than half the volume filed during the same week in 2019 (pre-pandemic). Chapter 13 filings continue to rebound toward pre-pandemic levels, while chapter 7 filings continue to drop over prior years.

Bankruptcy Filings September 5 -11, 2022				
Type of Case	Number Filed	Percent Change From Same Week Last Three Years		
	2022	2021	2020	2019
Total	6,085	9.5%	-14.3%	-56.4%
- Chapter 7	3,153	-11.1%	-37.5%	-62.3%
- Chapter 11	211	177.6%	9.3%	74.4%
- Chapter 13	2,716	40.7%	46.6%	-50.5%
- Other Cases*	5	0.0%	-54.5%	-61.5%
* Chapters 9, 12 and 15				

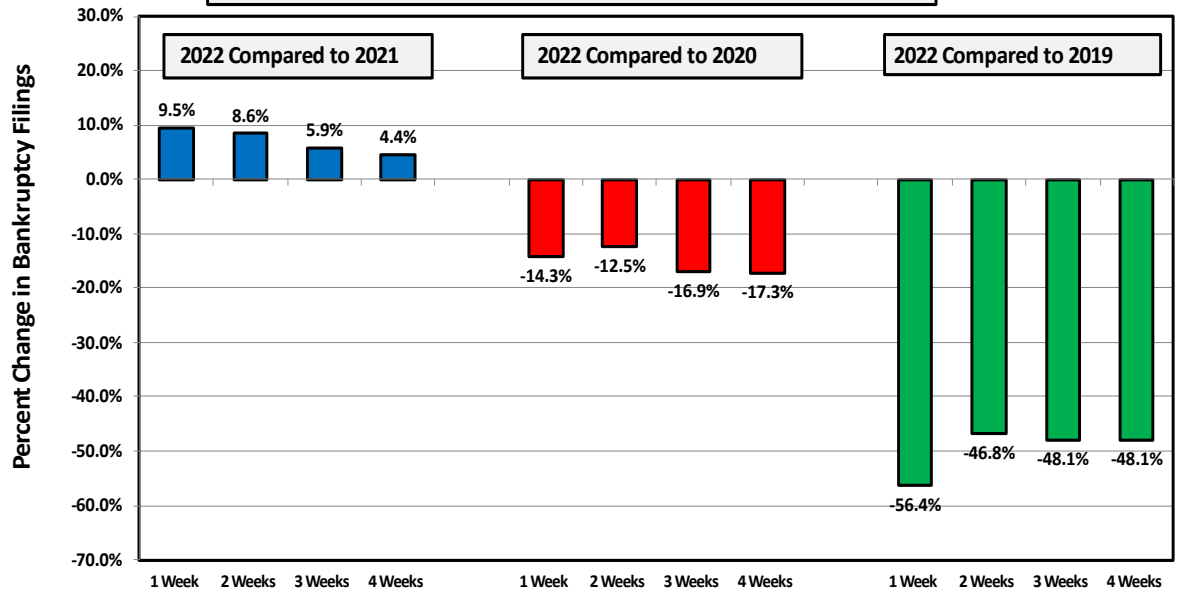
The following charts show recent weekly filing trends by chapter compared to 2021, 2020 and 2019.

¹ Ed Flynn is a consultant with ABI. He previously worked for more than 30 years at the Executive Office for U.S. Trustees and the Administrative Office of the U.S. Courts.

Week Ending
September 11

Bankruptcy Filing Trends (All Chapters)

Percent Change From 2021, 2020, and 2019



Week Ending
September 11

Chapter 7 Filing Trends

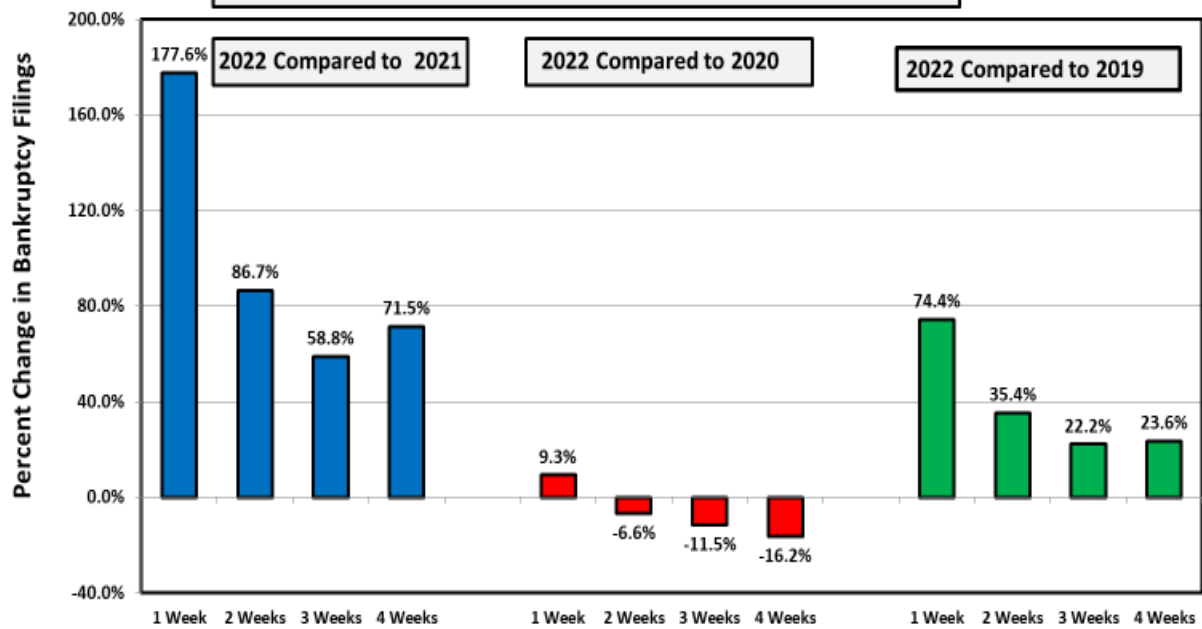
Percent Change From 2021, 2020, and 2019



Week Ending
September 11

Chapter 11 Filing Trends

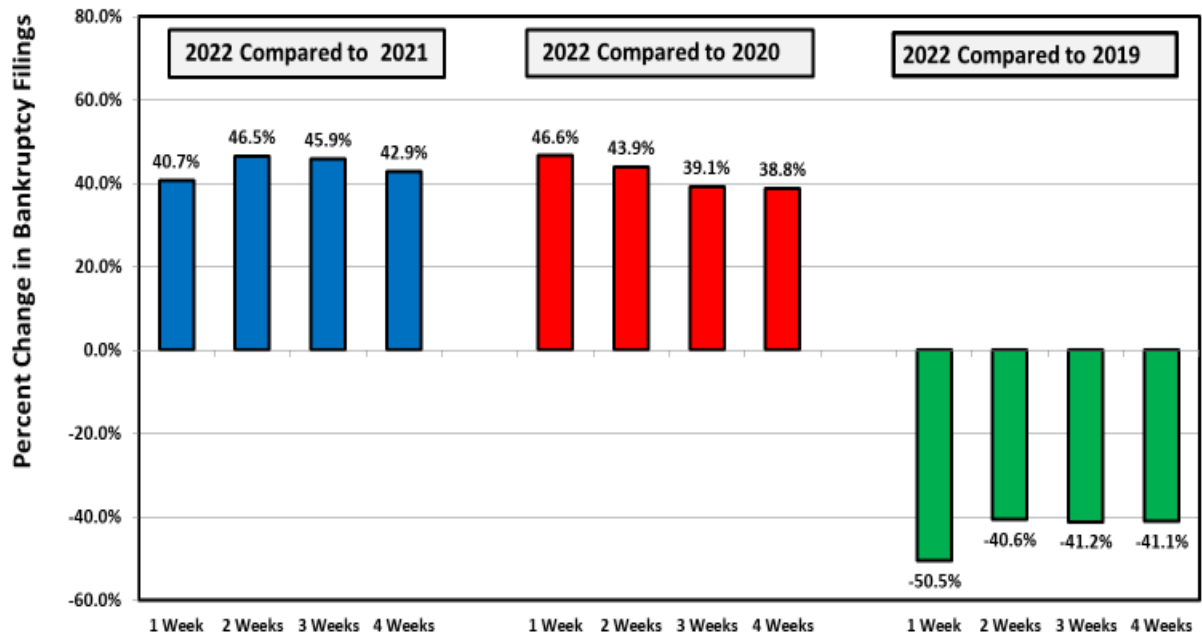
Percent Change From 2021, 2020, and 2019



Week Ending
September 11

Chapter 13 Filing Trends

Percent Change From 2021, 2020, and 2019



Chapter 11 Cases

The 211 chapter 11 cases filed last week represented the highest weekly total in almost two years. However, nearly half of the cases (104 out of 211) were related filings by entities associated with movie theater chain Cineworld Group Plc, which filed in the Southern District of Texas on September 7. A second notable chapter 11 filing was made by sporting goods retailer Olympia Sports Acquisitions, LLC, which filed in Delaware on September 11 along with 11 related entities.

Excluding related filings, the chapter 11 caseload last week was comparable to the same week in 2020 and 2021, but well below filings in 2019 (pre-pandemic).

Types of Chapter 11 Cases Filed				
	September 5 - 11			
	2022	2021	2020	2019
Total Filed	211	76	193	121
Solo Cases	64	56	66	88
Parent Cases	9	6	6	6
Child Cases	138	14	121	27
<i>Filed By Individuals</i>	9	19	30	34
Subchapter V Cases	44	14	29	N/A

See ABI's Newsroom for news of the latest filings, and other news of interest to bankruptcy professionals, at www.abi.org.